



**Andalusian Horse  
Association of Australasia**

## **Federal Body**

Proudly Presents the 2020

# **AHAA Inaugural Virtual Show**

Entries open 8 June 2020 and close 8 July 2020

Entry Fees: \$15 per class

At Stud Advert: \$10 per stallion

For Sale Listing: \$10 per horse

Judging commences 18 July 2020 and concludes 18 August 2020

## CONDITIONS OF ENTRY

- The video must contain the horse and handler nominated in the entry form.
- The horse must be registered with the AHAA and the owner a current financial member.
- Age of exhibits to be taken from 1st August.
- By virtue of entering this online show you agree to your entry video to be made public viewing.
- The video must not contain sound (including narrative or music).
- The video must not contain any written content.
- As far as practicable do not feature the handler in the led classes.
- Handlers of stallions must be 18 years or over.
- The video can use the fade function to go from one scene to another for led classes only.
- The video for the ridden classes must be one continuous video with no interruption.
- The horse must be presented in show presentation.
- The horse can be presented in Spanish or English however, the handler/rider must be presented in the same style.
- The horse can be presented in a show halter, serretta or bridle.
- The wearing of stud or sponsorship logos is not permitted on any item of clothing or horse equipment.
- Judges decision will be final.
- At the discretion of the show organisers, if the video is found not to meet the conditions of entry then the entry will not be accepted.
- If at any time the video is found to be false or contain false images, the entrant (horse and owner) will be banned permanently from entering future AHAA virtual shows.
- The entry forms would include the statement that the Exhibitor has read and understood the conditions of entry.

### Hint for when you are taking your video:

- Do not point your camera towards the sun, rather turn the horse. If you face the sunlight glare the judge will not see the definition of the body parts.

### Show Program

- Where a category has only one or a small number of entries then the classes may be combined however in the case of no entries then the category will be deleted.

### Prizes

#### Official Judges

- Digital Certificates to 3rd place
- Champion and Reserve Champion broad ribbons and digital certificates
- Supreme sash, rug and digital certificate
- Most Successful NSW AHAA Exhibitor Award – digital certificate

## **VIDEO WORK OUT FOR BOTH PUREBRED AND PART BRED LED CLASSES:**

**Please see the conditions of entry.**

**At the beginning of your completed videos please add a text page with the class number, description of class and the registered name of the horse.**

### **Presentation:**

1. Horse presented standing with nearside to camera – 5 seconds
2. Whilst standing, video the head – side profile (near and off) and front of head. Make sure forelock does not block view.
3. Horse presented with the video taking front view of horse. – 5 seconds
4. Horse presented standing with offside to camera – 5 seconds
5. Horse presented with the video taking rear view of horse with tail. – 5 seconds
6. Horse presented with the video taking rear view of horse with tail moved to the side. – 5 seconds

### **Workout:**

Triangle work out

1. Pick a point which is the point of your triangular workout – "A"
2. From "A" walk at a diagonal to the left, a straight line – approximately 15 metres
3. At a walk turn right and walk a straight line – approximately 25 metres
4. At a walk turn right and walk straight back to "A".
5. From "A" trot at a diagonal to the left, a straight line – approximately 15 metres
6. At a walk turn right and trot a straight line – approximately 25 metres
7. At a trot turn right and trot straight back to "A".
8. At "A" halt and present your horse with the nearside to the camera (handler not in view) – 5 seconds.
9. End video.

### **For Purebred classes only:**

**Lunge workout** - Weanlings and yearlings are not required to partake in lunging.

### **For 2yrs to 3yrs old.**

1. Lunge horse on 20m circle at trot to the right for three circles and stop.
2. Lunge horse on 20m circle at trot to the left for three circles and stop.

### **For over 3ys and over**

1. Lunge horse on 20m circle at trot to the right for three circles and stop.
2. Lunge horse on 20m circle at trot to the left for three circles and stop.
3. Lunge horse on 20m circle at canter to the right for three circles and stop.
4. Lunge horse on 20m circle at canter to the left for three circles and stop.
5. End video.

## **VIDEO WORK OUT FOR PUREBRED RIDDEN CLASSES:**

**Please see the conditions of entry. At the beginning of your completed videos please add a text page with the class number, description of class and the registered name of the horse. The video for the ridden classes must be one continuous video with no interruption.**

**THE VIDEO MUST BE FILMED FROM 'C'. This means the person taking the video must stand in the vicinity of C.**

### **Figure 1 & 2**

**A - X - C - M:** Enter at A in Working Trot, trot to X, Halt - Salute, continue in Working Trot to C, right rein

**B - E - B:** Working trot 20 meter circle right rein

**B - A - K:** Working trot

### **Figure 3 & 4**

**K - M:** Change rein across the diagonal showing some extended trot steps

**M - C - H:** Continue in Working Trot

**E - B - E:** Working trot 20 meter circle left rein

**E - K - A:** Working Trot

### **Figure 5, 6 & 7**

**At A:** Medium Walk

**A - F:** Medium Walk

**F - H:** Change rein across the diagonal in Extended Walk,

**H - C:** Back to Medium Walk

### **Figure 8 & 9**

**At C:** Working Canter

**C - B:** Continue in Working Canter

**B - E - B:** Working Canter on 20 meter circle right rein

**B - A - K:** Continue in Working Canter

### **Figure 10 & 11**

**K - M:** Change rein across the diagonal in Canter, showing some extension

**M - C:** Working Trot

### **Figure 12 & 13**

**At C:** Working Canter

**C - E:** Continue in Working Canter

**E - B - E:** Working Canter on 20 meter circle left rein

**E - A - F:** Working Canter

### **Figure 14 & 15**

**F - H:** Change rein across the diagonal in canter, showing some extension

**H - C - B:** Working Trot

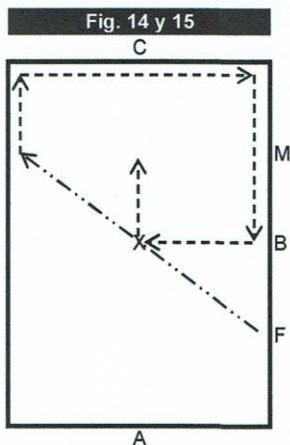
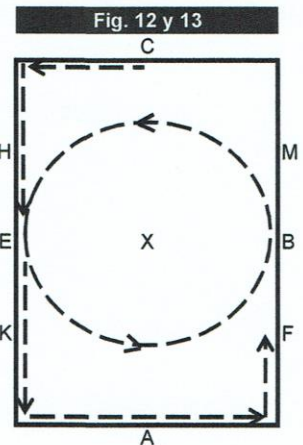
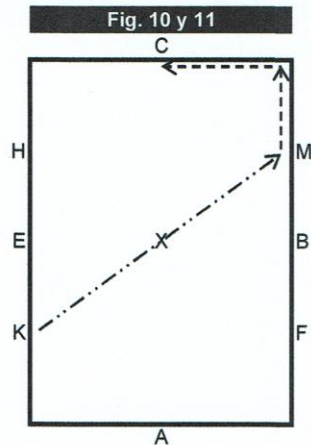
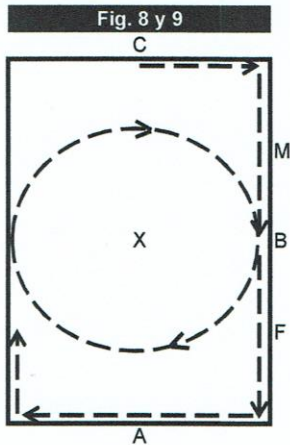
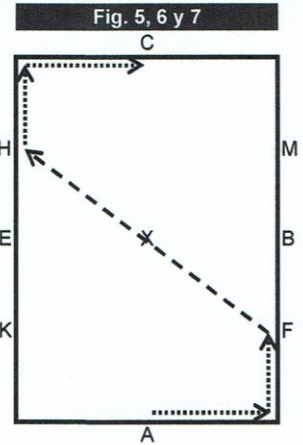
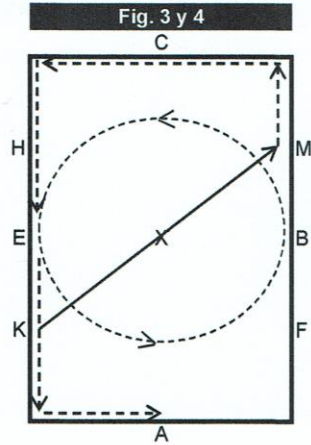
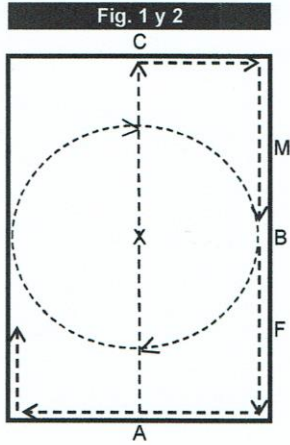
**At B:** turn right toward X

**At X:** turn right onto midline toward C, Halt, Salute.

Drop reins and walk off in relaxed walk (\*)

(\*) This last movement of walking off in a relaxed walk on a fully given rein will be included in the judging.

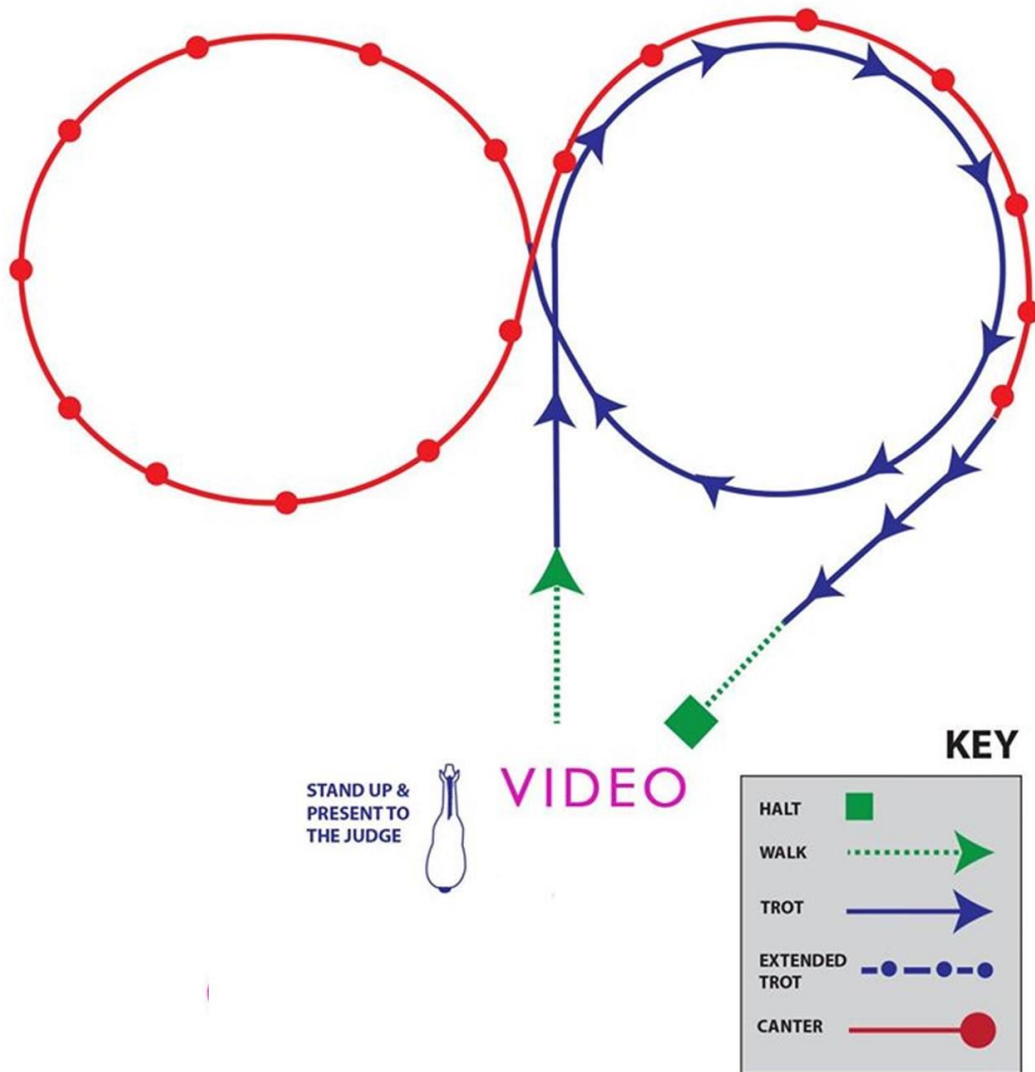
**PRUEBA DE FUNCIONALIDAD  
RECORRIDO**



- Paso Medio ..... (dotted line)
- Paso Largo - - - - - (dashed line)
- Trote de Trabajo - · - · - · (dash-dot line)
- Trote Largo ——— (solid line)
- Galope de Trabajo - - - - - (dashed line)
- Galope Largo - · - · - · (dash-dot line)

## VIDEO WORK OUT FOR PART BRED RIDDEN CLASSES:

1. Stand and present to the Judge.
2. Walk away from the Judge.
3. Then rising trot to the centre and circle to the right.
4. Come through the centre and canter a circle to the left.
5. A simple change of rein through the centre to canter right
6. Come back towards the Judge through the paces to a halt at the Judge.



## LED CLASSES

### PUREBRED CATAGORIES- Judge – Mrs Sabina Holle (NZ)

#### Category A- Pure Spanish

1. Led Spanish colt under 2yrs
2. Led Spanish colt 2yrs to 4 years
3. **Champion and Reserve Led Junior Spanish Colt**
  
4. Led Spanish Stallion 5yrs to 8 yrs
5. Led Spanish Stallion 9yrs to 12yrs
6. Led Spanish Stallion over 12 yrs
7. **Champion and Reserve Led Spanish Stallion**
  
8. Led Spanish Filly under 2yrs
9. Led Spanish Filly 2yrs to 4yrs
10. **Champion and Reserve Led Junior Spanish Filly**
  
11. Led Spanish Mare 5yrs to 8 yrs
12. Led Spanish Mare 9 to 12yrs
13. Led Spanish Mare over 12 yrs
14. **Champion and Reserve Led Spanish Mare**
  
15. Led Spanish Gelding under 2yrs
16. Led Spanish Gelding 2yrs to 4 years
17. **Champion and Reserve Led Junior Spanish Gelding**
  
18. Led Spanish Gelding 5yrs to 8 yrs
19. Led Spanish Gelding 9yrs to 12yrs
20. Led Spanish Gelding over 12 yrs
21. **Champion and Reserve Led Spanish Gelding**

#### Category B - Led Australian Andalusian

22. Led Australian Colt 4yrs and under
23. Led Australian Stallion 5yrs and over
24. **Champion and Reserve Led Australian Male**
  
25. Led Australian Filly 4yrs and under
26. Led Australian Mare 5yrs and over
27. **Champion and Reserve Led Australian Female**
  
28. Led Australian Gelding 4yrs and under
29. Led Australian Gelding 5yrs and over
30. **Champion and Reserve Australian Andalusian Gelding**

#### Category C - Led Purebred Lusitano

31. Led Lusitano Colt 4yrs and under
32. Led Lusitano Filly 4yrs and under
33. Led Lusitano Gelding 4yrs and under
34. **Champion and Reserve Junior Lusitano**

- 35. Led Lusitano Colt 5yrs and over
- 36. Led Lusitano Mare 5yrs and over
- 37. Led Lusitano Gelding 5yrs and over
- 38. **Champion and Reserve Junior Lusitano**

### **Category D – Led Purebred Iberian**

- 39. Led Purebred Iberian Colt/Stallion
- 40. Led Purebred Iberian Mare/Filly
- 41. Led Purebred Iberian Gelding
- 42. **Champion and Reserve Purebred Iberian**

### **Category E – Led Hispano-Arabe**

- 43. Led Purebred Hispano-Arabe Colt/Stallion
- 44. Led Purebred Hispano-Arabe Mare/Filly
- 45. Led Purebred Hispano-Arabe Gelding
- 46. **Champion and Reserve Led Hispano-Arabe**

47. **SUPREME LED EXHIBIT – all Champions are eligible for this title.**

## **PART BRED RING – Judge – Mrs Julia McLean**

### **Category F - Led Part Bred Andalusian**

- 48. Led Part Bred Filly under 2yrs
- 49. Led Part Bred Filly 2yrs to 4yrs
- 50. **Champion and Reserve Junior Part Bred Filly**

- 51. Led Part Bred Mare 5yrs to 8 yrs
- 52. Led Part Bred Mare 9yrs to 12yrs
- 53. Led Part Bred Mare over 12 yrs
- 54. **Champion and Reserve Led Part Bred Mare**

- 55. Led Part Bred Colt 2yrs to 4 yrs
- 56. Led Part Bred Colt over 5yrs
- 57. **Champion and Reserve Led Part Bred Colt**

- 58. Led Part Bred Male under 2yrs
- 59. Led Part Bred Gelding 2yrs to 4 years
- 60. **Champion and Reserve Led Junior Part Bred**

- 61. Led Part Bred Gelding 5yrs to 8 yrs
- 62. Led Part Bred Gelding 9yrs to 12yrs
- 63. Led Part Bred Gelding over 12 yrs
- 64. **Champion and Reserve Led Senior Part bred**

### **Category G - Led Andalusian Derivative**

- 65. Led Andalusian Derivative Colt or Gelding 2yrs & under
- 66. Led Andalusian Derivative Colt or Gelding over 2yrs
- 67. Led Andalusian Derivative Filly 2yrs & under
- 68. Led Andalusian Derivative Female over 2yrs
- 69. **Champion and Reserve Led Andalusian Derivative**

### **Category H – Led Lusitano Sport Horse (Part bred)**

- 70. Lusitano Sport Horse Colt/Stallion
- 71. Lusitano Sport Horse Gelding



72. Lusitano Sport Horse Female

**73. Champion and Reserve Lusitano Sport Horse**

**74. Supreme Led Part Bred – all champions are eligible for the title.**

## **RIDDEN CATAGORIES**

### **Purebred Ridden -- Judge Mrs Sabina Holle**

#### **Category I- Ridden Pure Spanish**

75. Ridden Spanish Colt 3 years and under 7yrs

76. Ridden Spanish Stallion 7yrs and over

**77. Champion and Reserve Ridden Spanish Entire**

78. Ridden Spanish Filly 3 years and under 7yrs

79. Ridden Spanish Mare 7yrs and over

**80. Champion and Reserve Ridden Spanish Female**

81. Ridden Spanish Gelding 3 years and under 6yrs

82. Ridden Spanish Gelding 7yrs and over

**83. Champion and Reserve Ridden Spanish Gelding**

#### **Category J - Ridden Australian Andalusian**

84. Ridden Australian Colt 3 years and under 7yrs

**85. Ridden Australian Stallion 6yrs and over**

**86. Champion and Reserve Ridden Australian Male**

87. Ridden Australian Filly 3 years and under 7yrs

88. Ridden Australian Mare 7yrs and over

**89. Champion and Reserve Ridden Australian Female**

90. Ridden Australian Gelding 3 years and under 7yrs

91. Ridden Australian Gelding 7yrs and over

**92. Champion and Reserve Ridden Australian Andalusian Gelding**

#### **Category K – Ridden Purebred Lusitano**

93. Ridden Lusitano Colt 3 years and under 7yrs

**94. Ridden Lusitano Stallion 7yrs and over**

**95. Champion and Reserve Ridden Lusitano Male**

96. Ridden Lusitano Filly 3 years and under 7yrs

97. Ridden Lusitano Mare 7yrs and over

**98. Champion and Reserve Ridden Lusitano Female**

99. Ridden Lusitano Gelding 3 years and under 7yrs

100. Ridden Lusitano Gelding 7yrs and over

**101. Champion and Reserve Ridden Lusitano Gelding**

#### **Category L – Ridden Purebred Iberian**

102. Ridden Purebred Iberian Colt/Stallion 3 years and over

103. Ridden Purebred Iberian Mare/Filly 3 years and over

- 104. Ridden Purebred Iberian Gelding 3 years and over
- 105. **Champion and Reserve Ridden Purebred Iberian**

### **Category M – Ridden Hispano-Arabe**

- 106. Ridden Purebred Hispano-Arabe Colt/Stallion 3yrs and over
- 107. Ridden Purebred Hispano-Arabe Mare/Filly 3yrs and over
- 108. Ridden Purebred Hispano-Arabe Gelding 3yrs and over
- 109. **Champion and Reserve Ridden Hispano-Arabe**

110. **SUPREME RIDDEN EXHIBIT – all Champions are eligible for this title.**

## **PART BRED RIDDEN CATAGORIES– Judge – Mrs Julia McLean**

### **Category N – Ridden Part Bred Andalusian**

- 111. Ridden Part Bred Colt 3yrs and under 7yrs
- 112. Ridden Part Bred Stallion 7ys and over
- 113. **Champion and Reserve Led Part Bred Entire**
  
- 114. Ridden Part Bred Filly 3yrs and under 7yrs
- 115. Ridden Part Bred Mare 7yrs and over
- 116. **Champion and Reserve Ridden Part Bred Female**
  
- 117. Ridden Part Bred Gelding 3yrs and under 7yrs
- 118. Ridden Part Bred Gelding 7yrs and over
- 119. **Champion and Reserve Ridden Part Bred Gelding**

### **Category O - Ridden Andalusian Derivative**

- 120. Ridden Andalusian Derivative Stallion/colt 3yrs and over
- 121. Ridden Andalusian Derivative Gelding 3yrs and over
- 122. Ridden Andalusian Derivative Filly/Mare 3yrs and over
- 123. **Champion and Reserve Ridden Andalusian Derivative**

### **Category P – Ridden Lusitano Sport Horse (Part bred)**

- 124. Ridden Luistano Sport Horse Colt/Stallion 3yrs and over
- 125. Ridden Lusitano Sport Horse Gelding 3yrs and over
- 126. Ridden Lusitano Sport Horse Female 3yrs and over
- 127. **Champion and Reserve Ridden Lusitano Sport Horse**
  
- 128. **SUPREME RIDDEN PART BRED EXHIBIT – all Champions are eligible for this title.**
  
- 129. **Fiesta Costume class – under 13 yrs old – judged by Ms Julia Mclean**
- 130. **Fiesta Costume class – 13yrs old and under 18yrs – judged by Mrs Sabina Holle**

## HOW TO ENTER

1. You must be a financial member of the AHAA and your horse must registered with the AHAA.
2. You can join the AHAA at the time of submitting your entries and you can select to advertise your horse for sale or your stallion at stud for the fee of \$10 per horse.
3. Entries will be via nominate. Entry fees are \$15 per class. Entries open 8 June 2020.
4. You must accept the conditions of entry and the insurance notification to proceed with you entries on nominate.
5. When you have completed your video as stated in the terms and conditions, upload your video to YouTube. Disable the 'Comment' functionality.
6. Email your YouTube link to [ahaaonlineshow@gmail.com](mailto:ahaaonlineshow@gmail.com)
7. In your email provide you name, address, contact details, class(s) you have entered, name of your horse and attach a copy of the registration papers for your horse.
8. If you have selected to advertise your horse for sale or stallion at stud include a short paragraph and provide contact details.
- 9. One email per horse entered.**
10. The Federal Secretary will be sent a list of entrants to confirm registration/membership details.
11. Entries will close on 8 July 2020.
12. Judging commences 18 July 2020.
13. Any videos received after 10 July 2020 will not be accepted and entry fees will not be refunded.
14. Once all entries are received the show program will be released including all the links to the videos. The "comment" functionality will be disabled.
15. The program will display the horses that are for sale and at stud.
16. At the conclusion of judging we will announce the results.
17. Placegetters will be informed via email.