

**The Arabian Horse Society of Australia Ltd**

ABN 12 001 281 590



# **Competition Rule Book 2019**

# **RULES AND REGULATIONS of THE ARABIAN HORSE SOCIETY OF AUSTRALIA LIMITED FOR SHOWING OF ARABIAN & ARABIAN DERIVATIVE BREED HORSES**

## **INTRODUCTION**

The Arabian Horse Society of Australia Limited desires to set standards relating to ethics and sportsmanship to be observed by persons showing and judging horses at shows conducted by the Society and its Affiliates.

Since the inception of the Rule Book, we continue to update certain sections and where possible, we have retained the original Chapter headings.

All competitors, exhibitors, show officials and Judges should be familiar with all sections of this Competition Rule Book, as approved by the Arabian Horse Society of Australia Limited in December 2019. The Rules listed in this book, in conjunction with the Registry Rules, shall apply to all events for Arabian and Arabian Bred horses. Specific Rules for individual shows and events may also be applied providing they do not contravene the Rule Book.

The Board of Directors  
Arabian Horse Society of Australia Ltd



Peter Upton

# CONTENTS

RULE NUMBER:

PAGE NUMBER

## Contents

1.	TERMS OF REFERENCE:	4
2.	DEFINITIONS	5
3.	INSURANCE	6
4.	CONDITIONS OF ENTRY	6
5.	SHOW PROCEDURE	7
6.	CHAMPIONSHIP CLASSES	9
7.	THE JUDGE	10
8.	RING STEWARD	15
9.	EXHIBITORS	16
10.	ABUSE OF HORSES	18
11.	TREATMENT OF MINOR INJURIES	20
12.	IN HAND CLASSES	20
13.	PROGENY CLASSES	21
14.	CLASSIC CLASSES	21
15.	NON-PRO CLASSES	22
16.	YOUTH CLASSES	23
17.	PERFORMANCE	27
18.	ENDURANCE	27
19.	SPORT HORSE CLASSES	27
20.	HACK CLASSES	28
21.	DRESSAGE	34
22.	SADDLE CLASSES – PLEASURE, BRIDLE PATH, SHOW HUNTER, RIDER CLASS, SIDE SADDLE, WORKING HUNTER	34
23.	HARNESS CLASSES	40
24.	ARABIAN COSTUME	42
25.	WESTERN CLASSES – PLEASURE, EQUITATION, REINING	43
26.	AUSTRALIAN CLASSES – PLEASURE, WORKING STOCK HORSE	48
27.	LIBERTY CLASS	49
28.	NOVELTIES	50
29.	GEAR CHECKLIST	55
30.	SHOW GRADINGS	56
31.	MINIMUM CONDITIONS FOR “AA” CLASSIFICATION	57
32.	MINIMUM CONDITIONS FOR “A” CLASSIFICATION	59
33.	CONDITIONS FOR “B” CLASSIFICATION	61

# 1. TERMS OF REFERENCE:

For the purposes of these Rules and those using them the following terms are defined:

“**AFFILIATE**” means an incorporated group of people so recognised by the Board.

“**AHSA**” The Arabian Horse Society of Australia Limited.

“**BOARD**” means the Board of Directors of the Society.

“**BOARD MEMBER**” means a current Director of the Society.

“**COMPETITION VISA**” means a document issued by the Arabian Horse Society of Australia Ltd to a horse that is registered in an approved WAHO Studbook. Such Visas terminate on the expiry of three months from importation or upon sale of the horse or if the horse is bred from.

“**THE GUILD**” means the Judges and Officials Guild Committee of the AHSA, as appointed by the Board of Directors of the Society, that is responsible for the training, assessing and matters pertaining to judges and officials.

“**PANEL**” means the Australian Panel of Arabian Judges of the Society.

“**RECOGNISED SHOWS**”. The Society will compile and keep current from time to time a list of recognised Shows held in Australia and their appropriate gradings.

“**REGISTER**” means the register of the Society of Arabian Derivative Breed horses, which comprise: Anglo Arabian, Arabian Pony, Arabian Riding Pony, Arabian Stock Horse, Arabian Warmblood, Half Arabian, Partbred Arabian and Quarab.


“**SHOW GRADINGS**”. Recognised shows will be graded as to importance and ratified by ‘The Guild’. Until otherwise advised such show gradings will consist of the following: AAA;(Australian National Arabian Championships) AA; A; B ; show gradings in decreasing order of importance.

“**SOCIETY**” means the Arabian Horse Society of Australia Limited.

“**SOCIETY COMPETITION RULES**” means rules for conduct of horse shows approved by ‘The Guild’ and adopted by the Board.

“**STANDARD**” means the statement of ideal conformation of an Arabian horse or Arabian Derivative and the Standard of Excellence thereof promulgated by the Society from time to time.

“**STUD BOOK**” means the Arabian Horse Stud Book of the Society



## 2. DEFINITIONS

- 2.1 ARABIAN HORSE:** is one of pure Arabian lineage acceptable to the Board in accordance with the Standard of Excellence and/or the Standard of a recognised Society and the progeny of pure bred sires and dams acceptable for registration by the Society.
- 2.2 ARABIAN DERIVATIVE BREED or DERIVATIVE:** means and consists of: Anglo Arabian, Arabian Pony, Arabian Riding Pony, Arabian Stock Horse, Arabian Warmblood, Half Arabian, Partbred Arabian and Quarab horses and ponies. Horses recorded in the Arabian Performance Index are not considered to be Arabian Breed Derivatives.
- 2.3 API – ARABIAN PERFORMANCE INDEX –** refer to Regulations
- 2.4 AGE:** Age for competitors is calculated at the FIRST day of the show. Refer 2.18
- 2.5 APPROVED SAFETY HELMET:** is defined as a protective helmet which meets the current Australian Standard for Safety Helmets: AS/NZS 3838 (current Australian Standard) or Equivalent PAS 015 (current British Standard)  
VG1 (interim European Standard) ASTM F1163 (current US Standard)
- 2.6 CATCH LEAD/RIDE:** describes the practice of a trainer/rider showing for an owner in a specific class without previous involvement in the horses training.
- 2.7 COMPETITOR:** is the person who is actually competing with the horse or pony who may or may not be the exhibitor.
- 2.8 DOUBLE BRIDLE:** with bit and bradoon is required to be complete with two independent reins.
- 2.9 DOUBLE REGISTERED:** Horses competing in Double Registered classes must be registered with AHSA and another recognised Breed Society. Proof of second registration must be produced on request. Both registration numbers to appear on entry form.
- 2.10 EXHIBIT:** is a horse registered by the AHSA correctly entered in the show. “Correctly Entered” means that the owner/lessee entry details must match the Certificate of Registration and that the owner/lessee is a current financial member of the Arabian Horse Society of Australia. **The Society does NOT recognise any form of “pending” registration and horses without a registration number must not be exhibited.**
- 2.11 EXHIBITOR:** at any Show means the person on whose behalf and in whose name the entry is lodged and must include the name of the owner or lessee as recorded by the Society.
- 2.12 IMMEDIATE FAMILY:** shall include the following: husband, wife, parent, step-parent, child, step-child, in-laws, grand-parents, de-facto relations, brother, sister and persons co-habiting.
- 2.13 BROODMARE:** Open to mares of ANY AGE.  
Eligible entries must meet the following minimum requirements and the onus is on the exhibitor to prove eligibility if required:
- a) Mare must have carried, delivered, nursed & weaned at least two (2) foals (embryo transfer foals will not count toward the total number of foals carried).
  - b) If a Mare is nursing a foal the foal must be led and must accompany the mare at all times. The foal shall not be less than 4 weeks (28 days) of age and handled by a handler 18yrs and over.
  - c) Any mare shown, MUST NOT be more than nine (9) months (275 days) in foal at the date of the show.
  - d) If a mare more than 150 days in foal is to be shown, a Service Certificate or Pregnancy Certificate from a licensed veterinarian or reproductive technician must be available for inspection at the show by the Show Committee.
  - e) Any eligible mare may show in the Broodmare class. A mare may compete in a brood mare or open mare class but not in both at the same show. – NO CROSS ENTRIES are permitted between the Broodmare class and the respective age divisions (4-5 Year Old, 6-8 Year Old, 9 & Older).
- 2.14 NON-PRO:** is a non-professional. See Section 15 for complete definition.

- 2.15 OWNER:** means the person who is noted in the records of the Society as the owner or lessee of the exhibit.
- 2.16 TEAM:** where the term “team” is used, this shall include but not be limited to: immediate family, friends, strappers, grooms and helpers. The onus is on the exhibitor to ensure their “team” follows the rules and conditions set down by the AHSA or Show Society.
- 2.17 TRAINER:** is a professional handler/rider who shows clients horses for remuneration.
- 2.18 YOUTH EXHIBITOR:** a person who, at the date of the FIRST day of the show are aged;
- Handler 4 years of age and under 18 years
  - Rider 5 years of age to under 18 years
  - Lead Rein – 3 years of age to under 8 years of age

### **3. INSURANCE**

- 3.1** An Event Organiser should be acutely aware of the necessity for adequate Insurance coverage for any liability arising from incidents which could occur at Horse Shows. Each Event Organiser should obtain blanket liability Insurance to cover suits, claims, or judgements for bodily injury or property damage sustained by spectators, participants, or others, arising out of the use of the grounds or operations necessary or incidental to the event.
- 3.2** Participants in Society or Affiliate activities, who are not current financial members of an AHSA Affiliate or the AHSA ie handlers/riders/trainers/strappers/grooms etcetera, are required to complete the current Registered Participant Application and submit the appropriate fee. This also applies to professional trainers / competitors unless they can provide a Certificate of Currency of their own insurance. A cover note is not adequate. At this time, they are deemed to be “Registered Participants” for the duration of that event only. Protection is afforded to the participant under the AHSA’s public liability policy only during such activities where they are liable for causing bodily injury or property damage to others.
- 3.3** In addition to the actual coverage for the Event Organiser itself, the Committee should require that all independent contractors that are engaged by the Event Organiser, including concessionaries, be required to provide evidence that they have Public Liability Insurance in force for the duration of the event. All participants in Affiliate or Society shows must complete a Liability Declaration if they are a financial member and a Registered Participant Application if they are not a financial member.

### **4. CONDITIONS OF ENTRY**

- 4.1 REGISTRATION:** All horses must be registered or Performance Index recorded with the Arabian Horse Society of Australia Limited **or be registered in an approved WAHO Studbook with a valid Competition Visa issued by the Arabian Horse Society of Australia Limited.** Registration and Recording numbers to be stated for all exhibits on entry forms. Horses may only compete in classes for the section of the registry in which they hold registration. Persons exhibiting any horse, Purebred, Derivative or Performance Index, must be the Registered Owner or Lessee as per the Certificate of Registration or Recording and must be current financial members of the AHSA. The Society does NOT recognise any form of “pending” registration and horses without a registration or recording number must not be exhibited. Horses recorded in the Arabian Performance Index are considered to be Arabian Breed Derivatives at all shows except Arabian Affiliate shows. **Horses competing under a Competition Visa shall be eligible to compete in the sections they are eligible for on pedigree.**
- 4.2 CLIPPING AND TRIMMING:** Horses which are shown with ears and tactile hairs unclipped and with a full mane shall be judged on their merits and are **not** to be penalised. Removal of facial tactile hairs and trimming of ears and mane is optional. Eyelashes must not be removed and will result in disqualification.

- 4.3 FOAL / WEANLING CLASSES:** Unweaned Foals must and Weanlings should be led in a suitable strong halter or a led-in bitless bridle, with or without a chain, leather or webbing strap. Foals to be handled by a person 18yrs and over. If a chain or strap is used, it must be captive. Purebred Colts and Fillies to be shown with manes and tails free. Geldings may be shown with manes and tails plaited or free and are not to be penalised. Derivatives may be shown with manes and tails plaited or free and are not to be penalised either way. Clipping and Trimming as per Rule 4.2 Body clipping and false tails for foals/weanlings is acceptable but discouraged.
- 4.4 INTERSEX:** are ineligible to compete in halter Arabian, Arabian Derivative Breed Register or Arabian Performance Index classes. They may only compete in Performance classes in the category as recorded on the Certificate of Registration or Recording.
- 4.5 MANES & TAILS: -**
- a) Purebred Arabians, except geldings, are to be shown unplaited in Arabian Halter Classes except when competing in halter and performance classes on the same day. They may be shown in all other classes with manes and tails plaited or unplaited except where the conditions of entry for the class states otherwise.
  - b) Purebred Arabian geldings, Partbred Arabians, Half-Arabians, Anglo Arabians, Arabian Ponies, Arabian Riding Ponies, Arabian Stock Horses, Arabian Warmbloods, Half Arabians, Partbred Arabians and Quarabs may be shown with free, plaited, hogged or pulled manes and tails in all classes except where the conditions of entry for the class state otherwise.
  - c) Horses recorded in the Arabian Performance Index may be shown with free, plaited, hogged or pulled manes and tails in all classes except where the conditions of entry for the class state otherwise.
  - d) False Tails are acceptable in all classes for Purebred and Derivative Arabians and horses recorded in the Arabian Performance Index. False tails/tail extensions (hair to hair secured) are permitted in all AHSA competitions.
- 4.6 MARES:** See 2.13 - As a matter of horse welfare, mares are not permitted to be shown in performance events after their fourth month of pregnancy, or with a foal at foot.
- 4.7 RUGS, BOOTS & BANDAGES:** Horses must not be shown wearing rugs and/or boots and/or bandages in any hack or breed event.
- 4.8 STALLIONS:** Stallions and Colts two years old and over must be entire, with two visible, descended testicles and have an appropriate veterinary certificate which has been submitted to the Society and recorded prior to the Show. When a stallion has had one testicle surgically removed an appropriate veterinary certificate is also required which needs to be submitted to the Society and recorded prior to the Show.

## **5. SHOW PROCEDURE**

- 5.1 MANAGEMENT:** Management, as appointed by the show committee, shall have jurisdiction over preparing and mailing all entry blanks, premium lists and catalogues as well as providing adequate public liability insurance.
- Management shall have the authority to enforce all rules referring to the Show or Contest and may disqualify any horse or exhibitor from the show or contest prior to or during the judging, for cruelty or abuse of a horse or because of unsportsmanlike or aggressive behaviour.
- Management shall at all times make every effort to satisfy the comfort of the horses, the exhibitors, the spectators and the officials and shall be held responsible for the maintenance of clean and orderly conditions throughout the Show or Contest.
- 5.2 ENTRY FEES:** Entry fees as set out in the Schedule of Classes or on the Entry Form will apply. Refunds of Entry Fees will be at the discretion of the individual show committees. Refer to the rules of the shows.

**5.3 IDENTIFICATION OF EXHIBITS:** All horses must be able to be identified in accordance with the Certificate of Registration or Recording or **Competition Visa** issued by the Society. Show secretaries and competitors should note that exhibits must comply with individual State and Federal laws regarding livestock identification. The horse must be identifiable (including colour and markings), according to its registration certificate.

Every horse born in Australia must be branded or micro-chipped prior to being exhibited.

**5.4 EXHIBIT NUMBERS:** Where entries have been allocated an exhibit number, the exhibit or handler/rider/driver must display the correct exhibit number at all times in each event unless otherwise permitted by a show official.

**5.5 AUTHORITY OF SHOW COMMITTEE:** Classes for Purebred, all eight Arabian Derivative Breed registries and API should be represented individually, however classes in which entry numbers are small may be combined by the organisers on a basis of height, age or sex. This would not be acceptable for "AA" Class Shows where these classes must be offered. The Show Committee shall have the power, without assigning any reason to:

- a) Reject or cancel any entry at any time.
- b) Prohibit the participation by any person or exhibit in any event or class for which it is entered.
- c) Cancel, combine or divide any event or class.
- d) Alter the time at which any class or event is to take place.
- e) Order the removal of any exhibit from the Show grounds.
- f) Transfer an exhibit from any class to any other class.
- g) Act upon any report of cruelty to any exhibit on the Showground. Clauses b) and e) above may be invoked.
- h) Enforce the exclusion of any exhibit which has been excused from any class upon the direction of a Judge

**5.6 STIRRING:** Exhibits are not to be excessively stirred-up. No schooling of horses is permitted in the marshalling area. Horses must remain calm in the marshalling area with a maximum of one handler/rider and one groom until they are instructed by the Marshall /steward/ show official to prepare the horse for entry into the judging ring. Shakers may be a rattling instrument or show halter whip with an attachment no bigger than 30cm in length. Shakers must only be used in moderation by the Marshall/Steward/Show Official, in a designated area, within the marshalling area or ring and only upon request from the competitor at the time of entry to the marshalling area. No other artificial devices may be used. Should no designated Marshall/Steward/Show Official be available then shakers are prohibited. The well-being of the horse is of paramount importance and although horses may be encouraged to exhibit some level of animation there should be no indication that the animal is fearful. No chasing of exhibits.

Audience participation should be limited to spontaneous applause and cheering. Audience use of shakers, banging of bin lids etc. is prohibited.

Handlers are not to incite stallions to challenge by facing them up to each other or crowding them. The facing up of stallions is strictly prohibited.

WHIP AND/OR SPUR ABUSE OF ANY KIND WILL NOT BE TOLERATED.

**5.7 REQUIREMENTS FOR AWARDS:** An exhibit:

- a) Should stand as directed for the Judge to inspect it.
- b) Should be able to perform the workout as directed. Outside interference such as a loose horse galloping through the ring or other unforeseen circumstances which dramatically affects the competitor's chances to demonstrate their ability may mean that the Judge can allow a second chance to work out.
- c) Must not show any evidence of cruelty or distress from whip marks, spur marks, bleeding or drug abuse. At the discretion of the Judge, horses who excessively back away or attempt to run from their handlers in a fearful manner may not be judged.



- d) Horses exhibiting signs of serious lameness in the opinion of the Judge will be excused from the class and will take no further part in competition for the remainder of the day. "Seriously lame" is a horse that consistently exhibits signs of pain in the opinion of the Judge. A horse exhibiting consistent irregularity may be penalised. THIS IS AN ANIMAL WELFARE ISSUE.

**5.8 EXTRA HORSE:** One extra horse should be recorded as reserve in case of a protest being lodged and upheld or a disqualification on return of a positive drug swab.

**5.9 PROPER CONTROL:** All horses must be under proper control at all times. Bad manners exhibited by the horse such as kicking, biting, rearing or barging may result in the competitor being asked to withdraw from the class by the Steward on direction from the Judge. Any horse not under proper control will be issued a warning by Ring Stewards and subsequently may be disqualified from the class. Any horse which becomes loose and escapes from the handler or rider for any reason may be disqualified from the class. If the horse remains in the immediate judging area out of lead reach and does not interfere with any other horse to cause danger and/or disturbance and is retrieved promptly by the handler or rider may, at the discretion of the Judge and Show Officials, continue to be judged.

**5.10 DISPUTES COMMITTEE:** Every Show shall have a Disputes Committee made up of the following:

- a) One Committee Member.
- b) The Show Manager and/or Ring Master.
- c) One Competitor.

No member of this Committee may hear a protest in a Section of the Show in which he/she is exhibiting or competing. The Judge of the Section concerned may be consulted. The decision of the Committee is final and binding.

**5.11 PROTESTS/COMPLAINT:** Protests/Complaints must be lodged in writing. The following persons may lodge a protest/complaint - Competitors or Exhibitors in the disputed Class. The protest/complaint must be lodged within ONE HOUR (or see d below) of the completion of the event or class. Protests/Complaints must be accompanied by \$50.00 cash, refundable if the protest/Complaint is upheld. A contestant competing for a High Point Award at any Show may protest/complain a class which counts towards this award even though the contestant is not a competitor in the class. For Protests/Complaints relating to a Non-Pro see Rule 15.6

- a) Contestants have the right of protest/complain, through the Ring Steward or Show Manager to any Obstacle, Marker or Surface which in the opinion of 50% or more of the contestants in the class could endanger the horse or rider. Such a protest may be adjudicated by the Disputes Committee.
- b) A Judge's decision, representing his or her individual preference is not protest-able unless it is alleged to be in violation of the Show or AHSA Rules.
- c) Problems arising at a Show involving questions not specifically covered by the Show Rules will be adjudicated by the Show Committee. Any suggestions or queries involving Rules contained in the AHSA Rule Book should be addressed to the Secretary of the Society.
- d) A protest/complaint lodged with the AHSA or Show committee after ONE HOUR with a fee of \$100.00 refundable if the protest is up held.

## **6. CHAMPIONSHIP CLASSES**

**6.1 JUDGE'S DECISION:**

- a) The Judge's decision is final.
- b) A Judge officiating at an Official Show is under no obligation to award Champion, Reserve Champion 1st, 2nd, 3rd or any placing if they consider an exhibit not up to standard.
- c) Once a class has been judged it shall not be re-judged and once a Judge has marked his/her card there shall be no changing.

- d) In the event that an entry has not been judged due to an error by the show committee/official the class may be rejudged immediately, while horses are in the ring, and at the discretion of the judge and the management committee.

- 6.2 JUDGING OF CHAMPION:** In each section of the Program all class winners are eligible to compete for Champion. Each exhibit which has qualified for the championship should be given an individual workout, at the Judge's discretion.
- 6.3 RESERVE CHAMPION:** The Steward shall call the second placed horse in the class from which the Champion has been selected and place it in the line with the class winners to be judged equally for the title of Reserve Champion.
- 6.4 SUPREME CHAMPION:** Will be awarded from all eligible Champions. Where multiple Judges are selecting a Supreme of Breed or Show, a Card System or written system may be employed.
- 6.5 ADDITIONAL HANDLER/RIDER/DRIVER:** An additional handler/rider/driver must be in attendance to parade, ride or drive the second or subsequent exhibits for the remainder of the championship class. This additional person must be suitably attired.
- 6.6 SAME JUDGE:** All classes, including Champion, in one division shall be judged by the same Judge.

## 7. THE JUDGE

The majority of Section 7 JUDGES will be transferred to the Judges & Officials Guild Handbook in 2020.

All matters pertaining to JUDGES will be referenced in this official document going forward.

**Judges must refer to further explanation and conditions stated on the Judges page on the AHSA website and/or Judges Contract.**

- 7.1 CAPACITY AS A JUDGE:** In their capacity as a judge, the qualities required of a person invited to act as a Judge are:
- Honesty, Sincerity, Integrity, Fairness, Politeness and an unbiased attitude.
  - Thorough knowledge of The Standard of Excellence for the Arabian Horse and the Derivative Standard of Excellence, Performance Rules, Conformation and Soundness of Horses.
  - Ability to examine each horse quickly and reasonably.
  - Ability to compare horses against each other and place them accordingly in accordance with the applicable standard or rule
  - Capable of utilizing any applied scoring system

Good judging depends upon the correct observation of the overall presentation and work of the exhibits presented and the selection of the best horses as set out in the conditions of the class.

A judge serves three interests - the Judge's own conscience, the exhibitors and the spectators.

The Judge should make it clear to the audience that the horse closest to the Standard of Excellence wins. Judges should, at all times try to be positive and not just penalise exhibits. Judges shall be a minimum of 18 years of age and must not exceed 75 years of age.

In Stud classes the welfare of the breed is in the hands of the Judge who has the responsibility of upholding the standard of the breed.

Judges must at all times show discretion when entering into discussion or commenting on photos on social media, whether positive or not, on Arabian and Arabian Derivative horses currently being shown

**7.2 A JUDGE:** as appointed and licensed by the by the Board:

- a) Shall be subject to reaccreditation as required by the The Guild'
- b) Shall be subject to the conditions of the judges' contract
- c) Shall be subject to the conditions of membership under the Articles of Association
- d) Must not enter into posting denigrating comments on social media with regard to other Judges, shows, Arabian or Arabian Derivative horses, the Society or any of its officials or volunteers.

**7.3 ATTIRE FOR JUDGES:** In the interests of safety and decorum, Judges must adhere to the following dress requirements;

- a) Covered shoulders
- b) Covered footwear (no sand shoes or runners)
- c) No stiletto heels
- d) No cleavage showing
- e) No short skirts
- f) No midriff showing
- g) No jeans
- h) No advertising material
- i) Hat for outdoor judging (optional)
- j) Male Judges must wear pants, long sleeved shirt and tie. Jacket is optional.

**7.4 PANEL JUDGES:**

- a) **Level One Probationary Judge:** is a person who has passed the AHSA approved written and practical Assessment and is therefore is certified and licensed by the the Board and appointed to the AHSA Judges List, and is entitled to officiate alone at any recognised show with a show grading of 'B' (Non Titled) which he/she is invited to judge. All persons when first approved for classification as an AHSA Panel Judge shall first receive a Level One Probationary Judge status regardless of age or experience (unless the Judge has previously qualified as an Arabian recognised Arabian Judges' Panel of another country as recognised by the Society).
- b) **Level Two Judge:** is a person so certified and licensed by the the Board and appointed to the AHSA Judges List, who has passed the full The Guild' examination and has demonstrated sufficient knowledge and experience to be upgraded. He/she is certified & licensed to officiate alone at any recognised show with a grading of 'A' or 'B', with the exception of State Royal Shows that he/she is invited to judge in Australia or New Zealand.
- c) **National Judge:** is a person so certified and licensed by the Board and appointed to the AHSA Judges List and may officiate alone at Shows in Australia or New Zealand irrespective of show grading he/she is invited to judge, in the section of the schedule they are qualified for. National Panel Judge status may be awarded for Purebred Halter (PH), for Derivative Halter (DH) for Saddle/Performance (P), or two or all of these categories. A National Panel Performance (P) judge is able to officiate alone in the Performance Section only, at any International Show, regardless of the grading, that he/she is invited to judge.
- d) **International B-Level Judge:** is a person so certified and licensed by the Board and appointed to the AHSA Judges List and may officiate alone at any Australian or New Zealand show or any International show, excluding those shows listed by the AHSA on the official list of International Title Shows, he/she is invited to judge in the section of the schedule for which they are qualified.
- e) **International A-Level Judge** is a person so certified and licensed by the Board and appointed to the AHSA Judges List and may officiate alone at any Australian or New Zealand show or any other International show including those on the AHSA list of International Title Shows he/she is invited to judge in the section of the schedule they are qualified for.

- f) Any judge who has been suspended from judging by the Board will no longer be eligible to accept any judging appointment as an AHSA licensed judge.

#### FOOTNOTE:

#### Official list of INTERNATIONAL TITLE SHOWS - exclusive to the A List Judges

##### EUROPE

World Arabian Championships – Paris, France  
France All Nations Cup – Aachen, Germany  
European Arabian Championships - Belgium/Italy  
All Mediterranean & Arab Countries Championships - Menton, France  
British National Show - United Kingdom  
Polish National Show - Poland

##### ARABIAN GULF/MIDDLE EAST

Dubai International Arabian Horse Championships - Dubai, UAE  
Abu Dhabi International Arabian Horse Championships - Abu Dhabi, UAE  
Qatar International Arabian Horse Championships - Doha, Qatar  
Prince Sultan Abdulaziz International Arabian Horse Festival - Riyadh, Saudi Arabia

##### NORTH AMERICA

US National Arabian Championships – USA  
Arabian Breeders World Cup - Las Vegas, USA  
Scottsdale Arabian Horse Show - Scottsdale, USA

##### SOUTH AMERICA

Brazilian National Arabian Championships – Brazil

#### 7.5 GUEST JUDGES:

- a) **Specialist Guest Judge:** is a person in his own particular field qualified as a current EA, SHC, AHHA or HSAA panel judge so approved by the The Guild' and is entitled to officiate alone at any show he/she is invited to judge but may occupy this classification for no more than one show per state per calendar year. For a Specialist Judge that is not on one of these approved panels or not at the appropriate level on one of these panels a Judge Application form must be sent to the Society offices at least 90 days prior to the event with a non-refundable fee of \$50.

Guidelines for assessing Guest Judge Applications

- Internationally Celebrated Breeder
- Nationally Celebrated Rider
- Judging Experience
- Availability of equally qualified judges

- b) **International Guest Judge:** is a Judge approved by the The Guild'. NOTE: Trainers will not be approved. A Judge Application form which must be sent to the Society offices at least 90 days prior to the event with a non-refundable fee of \$50.

Guidelines for assessing Guest Judge Applications

- Internationally Accredited Judge
- Internationally Celebrated Breeder
- Internationally Celebrated Rider
- Judging Experience

## 7.6 RESPONSIBILITIES:

### PERSONAL:

- a) Judges should be correctly and neatly attired to suit the occasion. A Judge may remove a jacket in excessive heat and give permission to exhibitors to remove their jackets.
- b) Whilst judging classes the Judge will refrain from smoking, drinking alcohol or taking any substance that may impair the ability of the Judge to judge effectively.
- c) The use of mobile phones whilst judging is strictly prohibited.
- d) The Judge should report on the day of Show to the Show Manager or Secretary in good time before the commencement of Classes.
- e) If, after accepting a judging commitment a Judge is unable to meet such a commitment, the Judge shall communicate this to the Show Society immediately to allow the Show Society maximum time in which to seek a replacement. It must be accepted by Show Societies that occasionally, such exceptional circumstances may arise.

The Judge shall officiate at shows, seminars and any other activities where he/she is representing the Panel, in an honorary capacity and may claim genuine out of pocket expenses and receipts should be provided to the Show Secretary/Event Official. Any further remuneration is discouraged as Show Societies are non-profit organizations and expenses should be kept to a minimum. It should be noted that Judges charging a "Judging Fee" may not be covered under the insurance of the Society as they are no longer acting in the capacity of volunteer. If such fees are charged, the Judge should submit his/her ABN to the Show Society. It is recommended that Judges use official "Judges Acceptance Sheets" to minimise any misunderstandings.

- f) The Judge will evaluate Arabian exhibits at shows in accordance with the Standard of Excellence published by the Society or such other Standards of Excellence as the Society may publish from time to time.
- g) The Judge will evaluate Arabian Derivative Breeds and Arabian Performance Index exhibits in accordance with the Standard of Excellence published by the Society or such other Standards of Excellence as the Society may publish from time to time based upon the correct observance of points in the selection of the best horses or riders for the purpose described by the conditions of the class.
- h) Unless the Show's own Rules state otherwise, judging shall be by the comparative system.
- i) The Judge shall adjudicate each class at a show in conformity with the rules and specifications in that class in accordance with the rules of:
  - 1st – The Society's current Rule Book.
  - 2nd - The Relevant Show Society.
  - Should a conflict over a ruling occur the resolution of such shall be: The Rules of the Relevant Show Society take precedence – failing this then the Society's current Rule Book. In the case of an Arabian Horse Society Affiliate show, the Rule Book of the Society shall take precedence.
- j) The Judge shall not advertise, solicit, canvass his/her judging services or broadcast their appointments.

### PROFESSIONAL:

- k) The 'The Guild' reserves the right to investigate and or pursue at any time any alleged breaches of a Judges contract or their ethical behaviour, further to this the 'The Guild' reserves the right to act on any proven breach of judges contract or unethical behaviour by a Judge whereby the said Judge may be suspended or removed from the AHSA judges panel.

- l) A judge will not accept gifts, invitations of hospitality from competitors/exhibitors or be a guest of any competitors/exhibitors from the date of acceptance of a judging appointment, nor should the judge accept any other benefit that could bring into question the judge's integrity or honesty.
- m) If the Show concerned is a State Championships, AA Show, National Championships or any International show then a withholding period of three months (90 days) prior to the show concerned will apply or from the date of acceptance of appointment, whichever period is longer.
- n) If any possible conflict should arise in regard to gifts, invitations and/or remuneration etc received from a possible competitor/exhibitor this must immediately be declared by the judge in writing to the 'The Guild' and to the Show Committee that the Judge is officiating for. Failure by the Judge to declare any possible conflict may result in the Judge being suspended, downgraded or removed from the AHSA judges panel. The Judge will evaluate Arabian exhibits at shows in accordance with the Standard of Excellence published by the Society, or such other Standards of Excellence as the Society may publish from time to time.
- o) The Judge shall adjudicate each class at a show in conformity with the rules and specifications in that class in accordance with the rules of The Relevant Show Society and the current AHSA Rule Book. Should a conflict over a ruling occur the resolution of such shall be: The Rules of the Relevant Show Society take precedence providing these rules do not contradict the current Arabian Rule Book, then the current AHSA Rule Book shall apply.
- p) The Judge has the authority to require the removal or alteration of any piece of equipment or accoutrement which, in his opinion, would give a horse an unfair advantage, or which may be, in his opinion, inhumane or unsafe. In such cases the horse is excused from the Ring to adjust or remove offending gear.
- q) At no time should a Judge interfere with a competitor's tack or gear in the ring nor will they touch the competitor in any way.
- r) A Judge is the Official Guest of the Show Committee prior to the Show. A Judge shall not during the period of a Show at which he/she is judging, be the house guest of a person who is exhibiting at the Show in the Horse section. Many Shows are social occasions and organisers sometimes arrange social evenings to which a Judge may be invited. Provided Judges use common sense and integrity they may attend such gatherings.
- s) A Judge may not judge a section of a horse show which the Judge has judged in the past three (3) months within a radius of 50 kms or in any one zone of the greater Sydney region in one (1) calendar year. {Please see Note for Greater Sydney region}
- t) No Judge may judge more than one 'AA' class show within a State in the same section within a 12 month period.
- u) Judges appointed to adjudicate the Australian Arabian National Championships (AANC) & the Australian Arabian Youth National Championships (AAYNC):
  1. are PROHIBITED from
    - a. Judging any AHSA affiliated show in the host state of the Event within 90 days of the Event starting date
    - b. Judging any AHSA affiliated show within a 500km distance from the Event host venue within 90 days of the Event starting date
    - c. Judging any AHSA/NZAHS rated 'AA' show in ANY Australian state or territory, or in New Zealand, within 90 days of the Event starting date
    - d. Attending Stud Open Days, conducting private photo shoots, privately consulting as an equine and/or business professional, visiting stud farms, and/or accepting an invitation as a guest of/with competitors and/or breeders within Australia & New Zealand within the time frame of 90 days prior to the Event starting date
  2. are ALLOWED to
    - a. Exhibit their own horses at any AHSA/NZAHS-affiliated show in Australia or New Zealand up to 30 days prior to the Event start date.
    - b. Attend any AHSA/NZAHS-affiliated show in Australia or New Zealand as a spectator at any time prior to the Event start date.
    - c. Continue to operate as a business professional, i.e. photographer, consultant, retailer, etc., publicly at any time prior to the Event start date.
  3. AANC & AAYNC Judges are expected to adhere to ALL of the responsibilities outlined in Schedule 2 of the JOG Judges' Agreement.

- v) A Judge shall not adjudicate any class in which any of his/her clients are competing, unless the client/pupil relationship has been terminated at least six (6) months prior to the show; nor should he/she judge a horse he/she has sold or leased to a client within the last six (6) months, or in the past twelve (12) months where the Judge is appointed to adjudicate at the Australian National Arabian Championships, nor shall he/she judge a horse that he/she owns or has leased. The onus is on the competitor to withdraw from the class.
- w) A Judge shall not adjudicate any class in which an immediate member of his family or any of his horses is competing.
- x) A Judge shall not adjudicate any class in which his horse trainer / rider is competing unless the relationship has been terminated for at least three (3) months prior to the show. The onus is on the Competitor to withdraw from the class.
- y) A Judge shall not adjudicate a competitor in any class where he/she has received, or contracted to receive, a remuneration for the sale, purchase or lease of any horse from the date of signing their lease to or from, or for the account of said person within a period of three (3) months prior to the show, or six (6) months prior to the Australian Championships.

NOTE: The greater Sydney region has now been split into 3 zones:

Zone 1: North of the F4 Motorway and Parramatta Road and East of the Cumberland Highway, Pennant Hills Road & Sydney – Newcastle Freeway F3.

Zone 2: North of the M4 Motorway and West of the Cumberland Highway, Pennant Hills Road & Sydney – Newcastle Freeway F3.

Zone 3: South of the M4 Motorway and Parramatta Road.

#### TO COMPETITORS:

(I) A Judge should never refer to a competitor by name. Exhibits are to be directed by number or colour.

(II) A Judge should not converse with competitors. If a competitor requires information it must be relayed through the Steward.

(III) A competitor may speak to a Judge after having arranged a suitable appointment through the Ring Steward or other Show Official. The Judge should receive such a competitor in a courteous and polite manner but always in the presence of a Steward or Show Official.

(IV) Judges should not discuss the sale, purchase or lease of any horse with an exhibitor before or during a Show at which they are officiating.

(V) A Judge shall not visit the exhibits' lines with owner/s or exhibitors nor inspect or discuss any horse entered in the show or contest before the completion of the judging assignment.

- 7.7 COMPLAINTS:** For a competitor/exhibitor to make a formal complaint against a Judge in their capacity as a Judge, such a complaint must be in writing, signed by the complainant, containing specific facts giving rise to the alleged breach/complaint and be received by the Arabian Horse Society within 90 days from the date of the occurrence. In serious cases the complainant may be required to attend a hearing conducted by the Society in regard to the matter, at a place directed by the Executive.

## 8. RING STEWARD

The Ring Steward is responsible for hosting the Judge on the day.

The Ring Steward must have in mind that he has been selected to help the Judge not advise him. He/she shall carefully refrain from discussing or seeming to discuss the horses or exhibitors with the Judge. Stewards shall not take part, or seem to take part, in any of the judging. When the Ring Steward is not actively engaged in any of his duties, he shall place himself in such a position as not to interfere with the judging and the view of the spectators. In all A Class Shows it is necessary that a competent Ring Steward be used; one who can control the conduct of the horses and exhibitors in the ring or arena, who can keep the classes moving smoothly, and who is well versed in the Rules of the Society.

## 8.1 RESPONSIBILITIES:

- a) The Ring Steward has the responsibility of checking entries for eligibility and riders and horses for proper and correct attire, equipment and appointments. (In classes so designated, unless previously arranged by officials, he/she must see that no person rides more than one horse). Horses should be checked for whip marks, removal of eye lashes and other signs of abuse including suspected gingering.
- b) When the ring or arena size is small and the class entries are large, he should survey the situation and take every precaution to keep the horses moving until the Judge is ready for them to be judged.
- c) At the Judge's request, the Ring Steward also has the authority to remove unsportsmanlike exhibitors from the ring, and/or to ask an exhibitor to remove his horse for the safety of other horses or spectators.
- d) After the ribbons have been awarded, the Steward should (time allowing), have the place getters circle the ring or arena for the benefit of the spectators. At shows with large entries, a "Ribbon Steward" should be employed to assist the Judge.
- e) The Ring Steward should see that the Judge places his signature on each class sheet together with that of the Steward and that, where such cards are used, the sheets for the entire show are handed to the Show Secretary.
- f) If, due to labour shortage in small Shows, it is found to be necessary for exhibitors to assist, they should not do so until they have finished exhibiting.
- g) Horses owned or trained by immediate members of his family or by the Ring Steward, cannot be shown in an event where the Ring Steward is officiating.
- h) By assembling the class promptly the Steward will be able to keep the programme on schedule and eliminate long delays.
- i) The Ring Steward will notify the Judge when all horses are present for each class and call the Judge's attention to those which are absent so that the class card may be marked.
- j) The Ring Steward will ensure that the Judge knows how many horses should be placed (regardless of ribbons being awarded) according to numbers in the class so that the Breed points, if relevant, may be recorded.
- k) If the class is too large, the Steward will inform the Judge of the numbers in the incoming class so that the Judge may divide the class if he so wishes.
- l) The Steward must not allow the exhibitors to crowd up the ring or arena and should, at all times, endeavour to keep the possibilities of an accident to a minimum.
- m) The Ring Steward has charge of the activity in the ring or arena. He should act as mediator between the Judge and the exhibitors. The Judge should request the Steward to move and place horses as he advises.

## 9. EXHIBITORS

**9.1 ONE HORSE PER HANDLER/RIDER/DRIVER:** In classes that are traditionally judged on the circle 1 horse per rider/driver is mandatory.

**9.2 FUTURITIES AND DRESSAGE:** An exhibitor may show more than one exhibit in futurity or dressage classes where only one horse at a time is present in the arena for judging.

### 9.3 SUITABLE ATTIRE:

- a) Exhibitors must be suitably attired for the occasion. Dress will be dictated by the standard of the Show. Royal Shows often stipulate coats, hats, suits and ties for men and the equivalent for ladies {including hat}. For other formal occasions, long sleeved buttoned down shirt/blouse with slacks or skirt seem appropriate. No jeans, shorts, excessively revealing clothing or thongs are to be worn whilst presenting for any class
- b) Any item of dress that, in the opinion of the Judge or Steward, may detract from the purpose of the event shall result in the possible exclusion of the exhibit from that event. No advertising matter shall appear on any items of dress, saddlery or equipment that leads to Stud, Farm or personal identification (including Dressage). The Judge's or Show Official's decision on what comprises correct attire shall be final.



#### 9.4 CONDUCT:

- a) Competitors and their team shall at all times behave in a proper and respectful manner to Judges, Show Officials and their fellow competitors. Any exhibitor or team member whose conduct is considered to be ill-mannered, aggressive or unsportsmanlike during the judging of an event or anywhere on the grounds may be issued a warning and subsequently dismissed from the class or disqualified from the show and may result in disciplinary action by the Society.
- b) Once Judging has commenced, the horse shall not be led or ridden in or out of the Ring without the permission of the Judge.
- c) No horse or rider can participate or perform unofficially or non- competitively.
- d) Competitors will refrain from smoking, drinking alcohol or taking any substance which impairs their ability to control the exhibit.
- e) The use of mobile phones whilst competing is prohibited.

#### 9.5 ELIGIBILITY:

- a) No exhibitor may compete in any class being adjudicated by a Judge who is not permitted to judge the exhibit/exhibitor as stipulated in Rules for Judges (7). It is the competitor's responsibility to ensure eligibility for a class. Where any ineligibility to compete may occur, the competitor (not the Judge), should withdraw from the class.
- b) Exhibitors who have a disability and use a wheelchair or mobility aid are eligible to exhibit at AHSA shows. At the discretion of the Committee, Show Management Committee, the Judge or the request of a fellow exhibitor, the exhibit may be judged independently if there are safety concerns. A competent, able-bodied person {appointed by the exhibitor} over the age of eighteen (18) must be present in the ring at all times, ready to assist if required. It is the responsibility of the competitor to ensure the grounds are suitable for their wheelchair or mobility aid prior to any competition.

#### 9.6 STALLIONS:

- a) No stallion or colt is to be handled, ridden or driven by a person under 18 years of age **with the exception of the following:**  
**Application may be made on a declaration to be lodged with the show prior to commencement for a handler/rider who is no younger than 16 years of age and under 18 years and must contain the following:**
  - i) Declaration regarding experience of the hander/rider with respect to stallions/colt
  - ii) Parent or guardian to assume all responsibility for any injury or damaged caused while the stallion/colt is being handled/ridden by the minor
  - iii) The names of all stallions/colts to be handled/ridden to be listed. No additions will be accepted after the show has commenced.
  - iv) Acceptance that the show organizer reserves the right to void the declaration should there be concerns as to the ability of the rider/handler to adequately control the stallion/colt or should the situation become potentially dangerous.
- b) Handlers must not incite stallions to challenge by facing them up to each other or crowding them even in the event that they are asked to. The onus is on the handler to refuse these requests regardless of who makes the request, i.e. visiting judges.

## 9.7 ELIGIBILITY:

- a) No exhibitor may compete in any class being adjudicated by a Judge who is not permitted to judge the exhibit/exhibitor as stipulated in Rules for Judges (7). It is the competitor's responsibility to ensure eligibility for a class. Where any ineligibility to compete may occur, the competitor (not the Judge), should withdraw from the class.
- b) Exhibitors who have a disability and use a wheelchair or mobility aid are eligible to exhibit at AHSA shows. At the discretion of the Committee, Show Management Committee, the Judge or the request of a fellow exhibitor, the exhibit may be judged independently if there are safety concerns. A competent, able-bodied person {appointed by the exhibitor} over the age of eighteen (18) must be present in the ring at all times, ready to assist if required. It is the responsibility of the competitor to ensure the grounds are suitable for their wheelchair or mobility aid prior to any competition.

## 9.8 STALLIONS:

- a) No stallion or colt is to be handled, ridden or driven by a person under 18 years of age.
- b) Handlers must not incite stallions to challenge by facing them up to each other or crowding them even in the event that they are asked to. The onus is on the handler to refuse these requests regardless of who makes the request, i.e. visiting judges.

# 10. ABUSE OF HORSES

Any incident wherever on the show ground observed by an Official of the Show which is considered to reflect abuse or a cruel practice to an exhibit by an exhibitor, handler, rider or driver shall be reported to the Management and may result in immediate disqualification of it or him from all events in which the exhibit, exhibitor, handler, rider or driver is entered as well as the forfeiting of all prize monies gained.

**10.1 PROHIBITED APPARATUS:** Any exhibitor found to have in his possession at the show grounds any electric or galvanic apparatus which might be used for affecting the performance or behavior of a horse may result in the disqualification of all exhibits entered in that exhibitor's name. Upon the disqualification of any exhibit under any of the Rules, the Committee reserves the right to amend any placing and/or awards.

Any product with a chain or similar fitting across the horse's poll which could bruise the horse is considered Prohibited Apparatus. Anyone found to be in possession of such apparatus at any show will be severely disciplined and if their horse is found to be bruised, will not be eligible to compete.

**10.2 WHIPS, CHAINS, SPURS AND BITS:** These are acceptable aids in the showing of horses in In-Hand and Saddle Classes. Where indiscriminate and excessive use of these aids occurs a warning will be given. Disqualification will result if exhibits display evidence of whip abuse or bleeding from spurs or bits. This should be checked by the Steward prior to Judging.

**10.3 WHIP LENGTH:** In ridden classes, normal length hacking canes, riding crops or dressage whips are acceptable in most classes. For In-Hand classes length of whip is not to exceed 145cms including handle & tail. Carriage whips, "training whips" and the like are prohibited from any in-hand class. No additions to whips, such as plastic bags, are permitted

**10.4 USE OF PROHIBITED SUBSTANCES:** "Drug" means any substance affecting the performance or the behaviour of a horse by its action on the central or peripheral nervous system, the cardiovascular system, the musculo-skeletal system or the urogenital system and shall include analgesics, antihistamines, anti-inflammatory agents, blood coagulants, diuretics or cortico-steroids, anabolic steroids, stimulants, local anaesthetics, muscular relaxants, including hormones, all tranquillisers, irritants or other substances and their synthetic counterparts, whether administered by injection or otherwise for any purpose whatsoever.

No person shall cause to be administered internally or externally to a horse, either before or during an event, any medication or drug which is of such a character as could affect its performance. Upon discovery of such a drug or medication the horse shall immediately be disqualified. Any actual substance, whether drug or otherwise which may interfere with the testing procedure is forbidden, except when following the "Treatment of Minor Injuries" procedure. Irritants to anus and vagina to enhance tail carriage are strictly prohibited, as also are irritants to the eyes. The list of prohibited drugs includes but not limited to: Antibiotics, Antihistamines, Local Anaesthetics, Tranquillisers, Sedatives, Cough Sedatives, Anti-inflammatory Drugs, Vitamins B1, B2, Hormones, Stimulants and Miscellaneous Drugs. Exhibitors are reminded that many natural herbal additives being used in feed supplements contain unacceptable levels of these and other prohibited drugs.

**REFER TO THE AHSA DRUG TESTING CONTROL SYSTEM AVAILABLE ON THE WEBSITE**

[www.ahsa.asn.au](http://www.ahsa.asn.au)

**10.5 CODE OF BEHAVIOUR CARD SYSTEM:**

- a) A card system will be in place at the Australian National Arabian Championships and may also be used by Affiliate groups to deter types of behavior (Reportable Conduct) wherever occurring on the grounds and at any times during events. "Reportable Conduct" includes types of behaviour which are cruel or abusive to horses including but not limited to inappropriate use of whips or spurs, handlers/riders witnessed striking a horse with a whip, spur or other implement whether or not it leaves a mark, chasing horses with plastic or rattles, intimidating horses by threatening them with a whip or body language that causes them to run backwards, crouch, buckle at the knees, roll their eyes in fear, etcetera, yanking, chain abuse and mistreatment of horses, and also other behaviour by competitors and handlers and including but not limited to physical or verbal abuse of any Official, refusal to comply with the direction of any Official and any behaviour which may bring the event or good horsemanship into disrepute.
- b) Show Officials, Senior Stewards, official DCs and Judges will be empowered to show either a Yellow Card or a Red Card to any person on the grounds for any act of Reportable Conduct observed by them or upon evidence given to them. The decision as to whether any act is Reportable Conduct shall be in the absolute discretion of the Official showing the card.
- c) A Yellow Card is a first and only warning. Any person who infringes after having already received a Yellow Card at any time during the event shall be shown a Red Card whereupon they and their horse shall immediately be disqualified from the event and for all events for which they may have entered and shall forthwith be ejected from the grounds. The penalties applicable for the showing of a Red Card shall be in addition to any action The Arabian Horse Society of Australia Limited may take subsequently in respect of the Reportable Conduct.

**Where the horse is concerned, card-able offences will be specifically but not limited to:**

- a) any horse who mouths to his handler like a foal does to an older horse; that handler shall have a Red Card and instant dismissal. This is not a normal horse reaction to a human and clearly denotes abuse.
- b) Any handler who strikes his horse, especially on the front legs, shall have a Yellow Card.
- c) If a horse buckles over or retracts their legs in fear, the handler will get a Yellow Card.
- d) Any handler who delivers a full strength shank or excessively shanks a horse who is already standing still and has been standing still for the last few moments shall receive a Yellow Card. This is to be differentiated from reprimanding a horse who has just clearly misbehaved, i.e. won't stand still at all, is striking out etc.
- e) If a horse makes a half rear at his handler with ears back and front legs extended forwards towards his handler, that handler will receive a Yellow Card. No horse does this without provocation. It is clearly differentiated from a vertical rear where the horse has his knees tucked; his ears forward and is just standing up in natural exuberance.
- f) If a horse takes more than three (3) steps back from his handler at speed when the handler attempts to "pose" the horse, that handler will receive a Yellow Card.

## 11. TREATMENT OF MINOR INJURIES

- 11.1 . OFFICIAL VETERINARY SURGEON:** The Official Veterinary Surgeon appointed by the Show Committee in conjunction with the Show Committee may authorise the treatment of injury or illness which occurs on the show ground prior to the exhibit competing. The Official Veterinary Surgeon's decision will be final.
- 11.2 PROCEDURE:** The procedure will require the Veterinary Surgeon and a member of the Show Committee acting as witness to inspect the exhibit and sign a statement that the exhibit shows no lameness. A blood and/or urine sample will then be taken prior to any substance being administered by the Veterinary Surgeon. The Veterinary Surgeon will then proceed to treat the injury/illness and will provide to the Show Committee a statement listing any medication administered. At the conclusion of judging, the exhibit will have further blood and/or urine samples taken by the Veterinary Surgeon in the presence of a member of the Show Committee.
- 11.3 ANALYSIS OF SAMPLES:** Both sets of samples will be sent for analysis and any substance other than those stated to have been administered by the Veterinary Surgeon which are found to be present will be grounds for disqualification.
- 11.4 COSTS:** The costs of all taking of samples and their analysis will be borne by the owner/exhibitor.

## 12. IN HAND CLASSES

- 12.1** In Arabian and Half Arabian Stud classes, emphasis shall be placed upon type, saddle horse conformation, movement, substance and quality, and suitability as a breeding animal for mares and stallions. For Arabian gelding and ALL Arabian Derivative (excluding Half Arabian) and Arabian Performance Index classes, emphasis shall be placed upon saddle horse conformation, quality, movement and substance. Exhibits will be judged in accordance with the Standard of Excellence for Purebred Arabians, Arabian Derivative Breed Arabians and Arabian Performance Index as published by the Society.
- 12.2** If a Youth is competing in open classes, it is the responsibility of the parent/guardian to ensure a suitable exhibit is selected.
- 12.3** Horses are to be shown in hand at the walk and trot. They should stand square or may have one hind leg placed slightly back with the weight distributed over all four feet. The Walk should be a definite four beat gait that is brisk, true, flat footed with good reach (the hind hoof overstepping the front track by some 30 centimetres). The Trot should be a definite two-beat diagonal gait that is balanced and free moving. Both the Walk and the Trot should be straight and true with a long, active and elastic stride.
- 12.4 GUIDELINES FOR JUDGING:**
- a) All Arabian horses are to be judged on overall quality and saddle horse conformation in accordance with the Standard of Excellence, which includes - balance and proportion, sound conformation, free forward movement, bone and substance, temperament and tractability.
  - b) Horses should be handled and shown throughout an entire class by one and the same person.
  - c) A suitable strong show halter or bridle should be used.
  - d) The Comparative System is to be used in judging all classes unless otherwise stated e.g. futurities, numerical scoring.
  - e) The Judge shall make an individual examination and check the action of all horses brought into a halter class. This is essential regardless of whether or not the competition indicates that it is necessary.

## 12.5 PROCEDURE FOR JUDGING:

- a) The normal procedure used in judging In Hand classes is as follows:- Horses enter at the Walk or Trot. They will circle the ring at the walk as directed by the Judge or Steward. The Judge may select the horses in order of preference and the horses may be lined up on one side of the ring with sufficient space between them for safety.

Consideration should be given in placing the line-up in such a way as to give each horse the best possible workout in the defined area and so as not to obstruct the view of the spectators. The Judge may work each horse from a set point at the beginning of the line or may prefer a "still" line. Each horse shall walk to the Judge and stand for inspection. The horse should then be asked to walk a few paces, then trot in a straight line away from the Judge (a marker or reference point can be used). The handler should be asked to turn right with the trot maintained through the corner, in order to assess balance and proportion, top line and tail carriage, length of stride and engagement as well as lameness. The stride should be lengthened in a straight line across the judge's vision. The Comparative System should make it clear to the competitors and spectators alike, the Judge's individual preference in a step-by-step manner. Where a number of Judges are officiating in the same Ring a variation on the above procedure will be necessary.

- b) Where a quicker means of assessing the horses is needed due to lack of time the following procedure may be used after advising competitors:-
- c) On Circle: Horses circle the Judge at the walk. The Judge stops one horse on the circle and others move up and stop behind head to tail. The Judge inspects the first horse and sends it on at the trot turning right extending to join the end of the line. Horses move up the line until all horses have been worked.
- d) On Triangle: Horses circle at the walk, stop and line up normally. The Judge inspects one by one, then trots each horse out on triangle to join the end of the line while horses move up the line as the class progresses.

## 13. PROGENY CLASSES

Progeny Classes shall have at least two exhibits, entered under the name of the Sire or Dam, one handler per animal. They shall be shown and judged under the same provisions as In Hand Classes except that the trot is optional. Emphasis shall be placed on reproductive likeness, uniform quality and similarity of breed characteristics and conformation.

- 13.1 **Sire's Progeny Group:** Group of two or three males and/or females, the progeny of one sire. The progeny only are to be shown, not necessarily bred or owned by the owner of the sire. Entries to be in the name of the Sire only.
- 13.2 **Dam's Progeny Group:** Group of two males and/or females, the progeny of one dam. The progeny only are to be shown, not necessarily bred or owned by the owner of the dam. Entries to be in the name of the Dam only.
- 13.3 **Sire/Dam and Progeny:** Sire/Dam and one or more progeny, males and/or females are to be shown. Not to be necessarily bred or owned by the owner of the stallion/mare. Entries to be in the name of the Sire/Dam only.

## 14. CLASSIC CLASSES

- 14.1 **PUREBRED - CLASSIC HEAD:** This class is judging the head only, so horses can enter the Ring at a walk and line up ready for inspection. Sufficient room should be left between horses for the Judge to view the heads from all angles, or horses may be called forward individually for inspection. The head only is to be judged in accordance with the particular registry group in the Purebred Arabian Standard of Excellence. No workout is to be given.

### Criteria to be used:-

- The head is a distinctive feature of the Arabian breed. It should be short with a broad forehead and deep circular jowls set wide apart and tapering to a small, refined muzzle.
- The ears are short, pricked and alert with fine edges and well defined tips curved delicately inwards. Mares' ears may be longer than those of stallions or geldings.

- The eyes should be large, dark and full, a blunted oval in shape, set relatively low and wide apart in the head.
- The dish is situated about halfway between the poll and the muzzle and varies considerably from almost imperceptible to quite pronounced.
- The forehead may be flat or can bulge somewhat (in a jibha`).
- The nostrils are comparatively large and very flexible, being capable of great expansion when dilated from exertion or excitement.
- The mouth is long with firm, sensitive lips and the chin neat and distinct.
- The jaw bone should be straight with clean-cut edges, wide between the branches in adult horses. Young horses may have tooth bumps.
- Jaws must be of equal length and teeth must meet evenly.
- The throat or mitbah should be clean and curved into the head.
- There should be great width between the eyes. This width, tapering down the face to the fine muzzle, and matched with the large jowls from the side, gives the wedge-shaped distinctive appearance of the Arabian head.
- Over-all the head must be functional, and of quality appearance with fine skin and hair, defined features, and a clean, sculpted masculine/feminine expression.

**14.2 DERIVATIVE - QUALITY HEAD:** Exhibits enter the ring at the walk and line up for further inspection. The head only is to be judged in accordance with the particular registry group in the Derivative Standard of Excellence. No workout is to be given.

- The head should be in proportion to the rest of the horse and
- be attractive with a large kind eye,
- the profile may be straight or dished.
- The muzzle should be refined with large nostril.
- The jowls shall be large and wide between the branches.
- Correctness of bite must be considered.
- The ears should be thin, well-shaped and set, and their size should be in proportion to the horse.

**Features to be Penalised in Judging Classic or Quality Head: -**

Undershot or overshot jaw, long foreface from eye to nostril, badly-placed eyes, small deep-set eyes, narrow jowl, narrow foreface, elk nose, thick muzzle, small rigid nostrils, bonnet ears, lop ears, long ears, fleshiness or meatiness with no skull definition, drooping lip, camel mouth, angular throat junction with head.

**14.3 CLASSIC TROT:** Exhibits are to enter the ring at the trot showing flowing, active and engaged strides and are judged between two definite markers. Only the trot is judged and must be judged in accordance with the Standard of Excellence. Deviations in action may be penalised according to their severity.

**14.4 BEST TROT:** Exhibits are to enter the ring at the trot showing regular, cadenced, well balanced strides, covering the ground with good impulsion. Only the trot is judged. Deviations in action may be penalised according to their severity.

## 15. NON-PRO CLASSES

**15.1 The Non-Pro Rule:** applies to persons of any age.

**15.2 A Non-Pro:** is one who, regardless of his/her equestrian skills and/or accomplishments, in the past **three** years has not directly or indirectly accepted as payment, **goods or money** for services usually provided by a professional in the areas of breaking, riding, training, schooling, driving, halter preparation, showing in halter or under saddle.

The following activities shall not affect the Non-Pro status of a person who is otherwise qualified;

- a) The writing of books
- b) Accepting remuneration for judging or stewarding
- c) Speaking at workshops, clinics, seminars or training days in a voluntary capacity where they do not accept a fee for their services.

- d) Receiving prize money or goods as services.
- e) Having the occupation of farrier, veterinarian, stable hand or groom.
- f) Owning or operating a saddlery, stud or breeding farm or boarding stables.

**15.3** Any person wishing to compete in Non-Pro classes shall be required to complete a Non-Pro Declaration form at each event they attend to declare their Non-Pro status. These forms are available from the AHSA website and office. The completed form is to be submitted to the show secretary for the event.

**15.4** The Non-Pro is not required to own the horse they show. The registered owner of the horse competing must be a current financial member of AHSA.

**15.5 EXPLANATIONS:**

- a) Basically the rule means that anyone who is employed (paid) by a person or training establishment to do duties other than riding, breaking, training of halter or saddle horses, schooling, driving, or showing horses is eligible for Non-Pro status. Plaiting horses is not considered a professional activity that would affect Non-Pro status.
- b) Spouses and immediate family of a trainer are also able to be classed as Non-Pro, as long as they are not involved with the breaking, training, schooling, riding or showing of any of the horses the trainer is being paid to work.
- c) People who board horses are eligible for Non-Pro status as long as they do not ride, show, train or do any of the tasks in 16.2 of the rule, for the boarders. If they did they would be involved in receiving financial remuneration (money) indirectly for those tasks upon payment of boarding fees.

**15.6 PROTESTS REGARDING ELIGIBILITY:** Any protest lodged regarding the eligibility of a person to compete as a Non-Professional must be accompanied by documented evidence substantiating the claim. The person competing as a Non-Professional will be offered a right of reply. There is no time frame within which a protest may be lodged however see rule 5.11 for lodgement fees.

Should a person who has signed a Non-Professional Declaration and competed in such classes be determined not to have been eligible than all awards won will be forfeited. If a protest is received by a show committee however determination cannot be made and requires further investigation, the class awards will be withheld until determination of eligibility is proven. The person will also be prohibited from competing as a Non-Professional for the next five years and may incur a fine of up to \$2000. This will not affect the eligibility of horses owned to compete.

## **16. YOUTH CLASSES**

**HANDLERS:** All handlers must be 4 years and over on the first day of the show. Handlers under 7 must be accompanied by an adult. Handlers must be 7 years or over on the first day of the show to compete independently. Handlers 7 & 8 years may be accompanied by an adult.

**RIDERS:** All Riders must be 5 years or over on the first day of the show to compete independently. Riders in Leading Rein classes must be 3 years or over on the first day of the show.

**16.1 YOUTH HANDLER**

- a) **PURPOSE:** The Judge selects the most competent handler who is neatly and correctly dressed (according to the Rules) and who shows the horse to have fluid paces and good manners i.e. the horse gives an animated performance but is submissive to the handler throughout and performs the correct workout. That upon completion of the classes, the Judge, competitors and spectators will be able to identify Youth graded according to their competency to control and exhibit a horse in hand in Arabian classes.

- b) **ELIGIBILITY:** Any person of minimum age four (4) years, and under the age of eighteen (18) years at the first day of the show who, in the opinion of the parents / guardian can safely lead and control (i.e. handle) a pony or horse. Where numbers permit the competition could be divided into age groups. The winner of each age group may then compete for a special award called Champion or Most Competent Handler.
- c) **ASSISTANCE:** Youth Handlers under seven (7) years of age **MUST** be accompanied by a parent / guardian / competent adult in the ring. Handlers 7 and 8 years **MAY** be accompanied by a parent / guardian / competent adult in the ring. However, if necessity calls for the accompanying adult to interfere with, or take over the horse, the Handler may be penalised. It is the responsibility of the parent or guardian to ensure that a suitable horse is used in these classes.
- d) **SAFETY:** If, in the opinion of a steward or official, the horse is unsuitable from a safety perspective, the parent\guardian may be asked to remove the horse from the ring. There shall be no appeal against this decision.  
 Horses must be led on the near side.  
 Disabled competitors may request a variation of this rule.  
 No lead is to be wrapped around the leader's hand but the loose part folded in a figure of eight in the hand.  
 All turns are to be made to the right.
- e) **DRESS:** Competitors shall be suitably and neatly attired in riding gear, or neat, smart casual clothes. Safety helmets are permitted in all Youth classes.
- f) **HORSES:** The parent / guardian shall be considered responsible for ensuring that only a horse suitable to the size and experience of the child is used in these events. Any horse / Handler combination that is deemed to be at safety risk by the Judge may be asked to leave the class.  
 No Stallions/Colts may be used in these events.  
 Horses are to be shown according to the Rules of presentation of the Arabian Breed Standard.
- g) **BRIDLES AND LED HALTERS** are equally acceptable, however, should a horse appear unruly, the Judge may direct the Steward to request that gear be changed or adjusted.  
 Purebred, Arabian Derivative Breed or Arabian Performance Index horses are **EQUALLY** acceptable.
- h) **WHIPS:** Standard whips (145cm) or riding crops are permitted in Youth Handler classes.
- i) **GUIDELINES FOR JUDGING:** The Handler, not the horse's performance is being judged. The horse and Handler enter the ring and walk on a circle to the right. All competitors are to be included so that every competitor is given equal opportunity.  
 Unless standing the horse for individual inspection by the Judge, the Handler will either lead or stand the horse in the line from the near side (left shoulder) of the horse. The Handler must always keep position in the line and allow reasonable space between themselves and their horse and the other horses on either side.  
  
 When directed each competitor will walk the horse to the Judge and stand it for inspection. The handler will walk the horse directly away for a few strides, slow trot and turn right at the trot and show some lengthened stride - turn right again trot back towards the Judge and halt at the designated spot. Competitors may be asked to back their horses.  
**Note:** Competitors who are ten years or under may be asked to do the following workout: Walk to the Judge and stand the horse for inspection. At the Judge's request they will return to the line-up at the trot
- j) **CRITERIA FOR JUDGING:**
- Competitors will be judged on the following criteria:
  - Clean and correct presentation of the Handler.
  - Clean and correct presentation of the horse.
  - Horse handling and workout
- k) **AWARDS:** Ribbons or rosettes are placed on the Handler not the horse.



**16.2 RIDING BOOTS:** Youth competitors must wear short jodhpur boots in youth classes. Youth competing in Open events (including dressage) may wear any approved riding boots permissible in the class or event.

**16.3 HELMETS:** Youth competitors must wear approved safety helmets in all saddle classes and while riding on the grounds before and after the event. See Rule 2.5

**16.4 RIDER CLASSES:**

It is important to remember that the Rider classes in the Show Ring are designed to show a correct, classical and elegant picture from the Rider. The mount should maintain a suitable frame for hack classes and, ideally produce a workout with flair and confidence in a stylish manner. The workout should be simple but sufficient enough to assess the riders' ability and confidence. Some disobedience from the mount does not mean the rider is not to be considered. How the rider sits and handles the problem is to be taken into account. The difficult mount is naturally more difficult to ride. Mounting and dismounting is not called for. Hand gallop should not be asked but the rider should lengthen the canter to the extent where they feel they can maintain control with safety in mind. Judges should not ask the rider to ride without stirrups, remembering that the safety issue and duty of care is paramount.

a) Guidelines for Judging:

When judging Rider classes, the Judge must assess the rider's ability to show the horse's true forward paces which should be performed with correct tempo, evenness and fluency of movement. Transitions should be carried out with the horse remaining in the correct frame. The horse should be willing and obedient showing no resistance to the rider's aids and contact. Class is to be judged on the rider's ability and the correct use of the aids. The rider's body should be relaxed but upright, knees slightly bent and the feet placed correctly on the stirrups. The upper part of the rider's body above the waist remains still, upright and acts in a steady balance to ensure the correct use of the rider's weight, legs and hands. When sitting relaxed, the rider is tall with a straight vertical line from the head through the shoulder, elbow, hip and heel. The arms remain relaxed at the sides with elbows bent and the lower arms forming a straight line to the horse's mouth. The rider's head should look forward; shoulders should be parallel to the horses shoulders, elbows relaxed against the rider's sides. Hips should be slightly tilted forward under the rider. The rider's back should be supple.

The rider's legs relatively still with heels down and feet parallel to the sides of the horse. Ankles relaxed to allow lowering of the heels. Hands low and close together without touching either each other or the horse, with thumbs as the highest point, maintaining a sympathetic contact with the horse's mouth. The rider should appear elegant and easily become a part of the horse in movement without inhibiting the horse's natural paces. All the movements should be obtained without apparent effort from the rider who should remain well balanced and without bounce at all times, particularly in sitting trot.

b) Workouts:

Horses should be worked on the ring in walk, trot and canter. Sitting trot and lengthened paces may be asked. Judges are encouraged to call for individual workouts.

Movements that may be asked for in workouts are ordinary walk, trot, and canter either on straight lines or on circles or curves. Trot and canter on both reins. Halt and stand. Rein back. Walk on long or loose rein. Lengthened trot and canter. Canter transitions through walk or trot or flying change.

Note: Judges should favour a well performed simple change over a badly performed flying change e.g. throwing over, disuniting

c) Dress:

Suitable English Saddle Class appointments.

Youth Riders under 18yrs must wear jodhpurs and short boots (no top boots or gaiters) even if mounted on a Hack or Galloway. Approved Safety Helmet.

d) **Tack for Horses:** As for English Saddle Classes

e) **Eligibility of Horses:** Arabians, Arabians Derivative Breed or Arabian Performance Index horses may be used as mounts in these classes

## 16.5 ARABIAN LEAD LINE

- a) **Presentation:** The AHSA does not have a height limit for the mount however, the exhibit must be registered with the AHSA and riders must be 3 years to under 8 years. Handler must be 18 years or older. Riders may have limited experience and should not be expected to be very much more than a passenger enjoying the ride. The older child is expected to be a little more competent.

This is judged as a RIDER class. Arabians, Arabians Derivative Breed or Arabian Performance Index horses may be used as mounts in these classes.

Safety is the priority in this class. The onus is on the parent / guardian to select a suitable mount.

- b) **Guidelines for Judging:** The exhibit is led by the handler on foot and although it is the rider that is being judged, it is the overall impression is still important. Both the rider and the handler should be turned out professionally in outfits that complement the exhibit. The child should be dressed in riding clothes and must wear an Approved Safety Helmet and the handler in a suit or sports jacket (male) or in a dress or suit (female) and always with an appropriate hat. The mount must be shown in a snaffle bridle, with a leather lead rein attached to the noseband. A narrow strap may be attached to the front of the saddle for the child to hold if it is not rising to the trot.

No spurs or whips for the rider

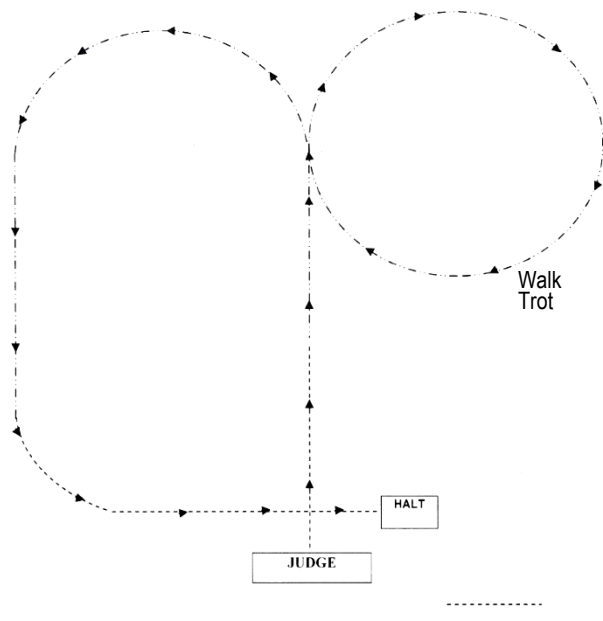
The handler should be beside, not in front of the horse's shoulder and ideally one metre away from the exhibit. The handler must hold the lead rein in the left hand, leaving the handlers right hand free to assist the child should any problems arise. The paces of the mount should be smooth – neither too short nor choppy or too long.

### Workout:

Walk on circle in a clockwise direction  
Halt class— each exhibit trots individually on the circle in a clockwise direction  
Back on circle at walk  
Exhibits will be asked to line up.

### Individual Workout

This workout is recommended. Walk to the judge and stand.  
The exhibit walks away from the judge and trots a circle on the right rein.  
It continues the trot through the centre and around the left and trots a half a circle on the left rein towards the judge and comes back to walk, halting before the judge before returning to the line up.



to

## 16.6 SIDESADDLE - CLASS RULES SEE RULE 22.5

- a) Personal Appointments for Youth: Riders 5 to 18yrs  
Navy blue, brown or grey (not black) habit  
Approved Safety Helmet with harness secured  
Shirt and tie with tie bar or tack  
Short boots in Youth classes  
Jodhpurs and vest  
Spur optional  
Cane and gloves  
Hair in a bun, or plait with ribbon. Approved safety helmet.

## 16.7 CHILDS HACK

The Childs Hack is to be presented and judged as a Hack class with points given to the rider. A Childs Hack is a pony or horse showing manners and paces suitable for a child's first/early mount providing the rider confidence and ease of riding.

- a) Rules and class procedure as per Hack Classes in the current AHSA Rule Book WITH THE FOLLOWING CHANGES
- b) Snaffle, Double or Bradoon bridle optional, however, emphasis will be on the correct use of the bridle
- c) To be scored as follows: - 20 points each for 1. Manners 2. Paces 3. Confirmation & soundness 4. Education 5. Rider
- d) Tied scores will be broken by the highest score for 1. and then 2, 3, 4, 5 if necessary

## 17. PERFORMANCE

**The AHSA strongly recommend that approved safety helmets are used for all Ridden classes**  
**All horses competing in performance classes must be a minimum of 3 years of age. A higher age limit can be decided by an individual show committee**

- 17.1 Performance classes are open to Stallions, Mares and Geldings which are three years and over, except in the case of the Australian National Arabian Championships, where a Performance horse must be four years of age or older. **Note:** Stallions may not be shown in youth classes.
- 17.2 Arabian Performance includes Endurance, Hacking, Dressage, English classes and Rider classes, Side-saddle, Harness, Arabian Costume, Show Hunter, Western Pleasure, Amateur, Reining and Australian classes.
- 17.3 Horses entered in all performance classes must be sound of sight and limb and be in good condition. Small blemishes on account of accidents, i.e. small wire cuts, are not to be counted against the horse. In the case of protests on this ground, the onus shall be on the competitor to produce a current Veterinary Certificate (issued for the current show year), or the Judge shall have the protested animal examined by a Veterinarian and/or the Disputes Committee and their decision shall be final. The Veterinary Certificate will cover the Show Management for accidents to, or caused by the disputed horse.
- 17.4 **Presentation:** Unless otherwise stipulated exhibits should be presented as Hacks for performance classes

## 18. ENDURANCE

- 18.1 **Eligibility:** Horses must be in possession of an official Yellow Australian Endurance Riders Association (AERA) Endurance horse Log Book.
- 18.2 At time of entry, each competitor must provide the following:
  - a) Copies of the two identification pages from the front of the Horse's Log Book.
  - b) A copy of the horse's current AERA Registration status (either annual or life).
- 18.3 **Rider/Horse Equipment and Dress:** Equipment and dress must be appropriate and not detrimental to endurance riding. Rider's attire should present a smart athletic image and be neat and tidy. Riders must wear an approved safety helmet.
- 18.4 Whips and spurs are not permitted, nor any apparatus which might affect the performance of the horse – See Rule 10.1

## 19. SPORT HORSE CLASSES

The aim of the Sport Horse class is to reward the athleticism of the Arabian and Derivative horse.  
**SEE SEPARATE SPORT HORSE RULES** [www.ahsa.asn.au](http://www.ahsa.asn.au)

## 20. HACK CLASSES

Exhibits competing in these classes are to be presented and judged as **hacks**. The quality hack should combine good conformation, and soundness, displaying correct paces with rhythm and balance, giving the impression of beauty, elegance and obedience.

The picture of the horse should be pleasing to the eye. It should work lightly off the aids, ideally in self-carriage (lowering of the hindquarters and a raising of the shoulders) not on the forehand. It should show expressive paces whilst remaining obedient. Changes of pace and direction should be straight and balanced. The horse should exhibit correct flexion and bend at all times along with a willingness to work evenly on both reins. There should be an obvious acceptance of the bridle and no sign of resistance.

Quality, conformation, soundness and presentation, together with manners, paces and correctness of workout will be judged. Where there are a large number of entries it is necessary to judge the class in heats. The number of competitors at any one time should not exceed twelve.

After initial assessment of horses on the Circle at walk, trot and canter, the Judge is able to assess the standard of the class and should set a workout accordingly. Specialised dressage movements are not required in Hack class and workouts should only be as long as necessary.

Class to be judged **60% for Quality, Conformation, Soundness and Presentation and 40% for Manners, Paces and Education.**

Horses in Hack classes may be shown in either double bridle, pelham or snaffle bridle. Tongue ties are not permitted in Arabian performance classes.

Horses exhibiting any sign of serious lameness in the opinion of the Judge will be excused from the class and take no further part in competition for the remainder of the day. **THIS IS AN ANIMAL WELFARE ISSUE.**

**The following descriptions shall apply whenever a specific gait is called for:-**

**Walk** - four beat, a forward walk, rhythmical and flat footed. Extremely slow or lateral or jiggy gaits to be penalised.

**Trot** - two beat on alternative diagonal legs separated by a moment of suspension with ground covering, cadenced and balanced strides. Rhythm is considered more essential than speed. The trot is always free, active and with regular steps.

Extreme speed to be penalised.

**Lengthening of the Trot** - a lengthening of the stride should be seen always on a straight line with no increase of speed. The horse lengthens his steps to the utmost as a result of great impulsion from the hindquarters, showing a flowing, active and engaged stride.

**Canter** - three beat, even, free moving, relaxed, ground covering and straight on both leads. The quality of the canter is judged by the overall impression, the balance, regularity and lightness of the three-time pace and the engagement of the hindquarters and flexion of the hocks. Over-collected, two beat or four beat canter to be penalised. Simple changes should be made with 3-5 strides either through the trot, or through the walk.

**Lengthening of the Canter** - The lengthened canter results in a longer frame from the horse, with a larger stride. The horse should still maintain impulsion, and not be driven forward onto the forehand. Rhythm and tempo stay the same. The lengthening of the stride should ideally be seen on a straight line with no increase of speed. The horse lengthens his steps as a result of great impulsion from the hindquarters, showing an active and engaged stride.

**Hand Gallop** - four beat, there should be a definite lengthening of the stride and increase of speed. The horse should be under control at all times, reins bridged, forward seat and ability to return to halt (not a sliding stop) and stand quietly.

Note: Hand Gallop must not be asked for in any class unless it is a specific class requirement

**20.1 NEWCOMER:** A horse that has not competed under saddle (with the exception of Racing/Endurance) in any State/Territory in which the horse resides and is registered prior to the 1st January of the calendar year they are competing in. A Pony that has only competed in Leading Rein or Miniature Turnouts and has not competed off the lead is eligible to be considered a Newcomer. A horse that has competed in breed classes under saddle prior to the determined date is not eligible to be considered a Newcomer. To be ridden in a snaffle bit.

**20.2 MAIDEN HACK:** is a hack which has not won a first place in an individual Hack Class at any Show at the closing date of entry. To be ridden in a simple snaffle bit

**20.3 NOVICE :** A horse's eligibility is graded according the show. To be ridden in a snaffle bit.

- a) A horse that wins any like class at an A class show or a Championship at a B Class show is not eligible as a Novice at a B or A class event. However, is still eligible as a Novice at a AA class show.
- b) A Horse that wins any like class at a AA show, EA Show, SHC Show or Royal is not eligible for Novice at any show.

**Note:** All English Classes are like classes - Any shows not listed above or graded A or AA is classified as a B show.

**20.4 INTERMEDIATE** A horse's eligibility is graded according the show. To be ridden in a double or snaffle bridle. Intermediate Saddle horses should not be penalized for showing in a snaffle bridle.

- a) A horse that has won 2 Champions or a Supreme Champion in any like class at a B class show is no longer eligible for Intermediate at B show.
- b) A horse that wins a Champion in any like class at an A Class show is not eligible for Intermediate at an A or B Class Show.
- c) A horse that wins a Champion in any like class at a AA show, EA Show, SHC Show or Royal is not eligible for Intermediate at any Show

**Note:** All English Classes are like classes - Any shows not listed above or graded A or AA is classified as a B show.

**20.5 OPEN HACK:** is a class open to all horses. A higher level of education may be expected in this event. To be ridden in a double or snaffle bridle. Open Saddle horses should not be penalised for showing in a snaffle bridle.

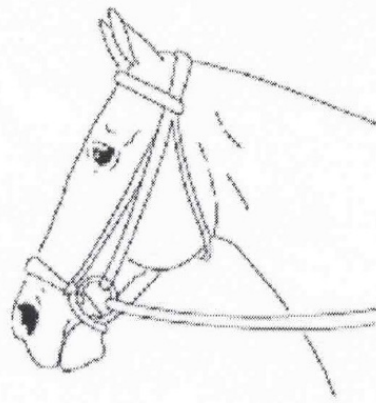
**20.6 Personal Appointments:**

- a) **Formal:** Cream, Biscuit, Peach, Banana or Beige breeches or Jodhpurs, long riding boots, dummy or English rowelled (spinning) spurs which must not be sharp (refer Rule 9.2), white or cream stock, tie and shirt, High collar and frill shirts, pin, button-hole, bowler or top hat, waistcoat, hacking cane, gloves, formal jacket or top hat and tails. **Approved safety helmets permitted**
- b) **Semi Formal:** Breeches or Jodhpurs, riding boots, hacking jacket, shirt, stock or tie, pin, hard hunting cap, bowler, long or short boots, gaiters permitted. **Approved safety helmets recommended.**
- c) **Youth Competitors:** Jodhpurs, hacking jacket (preferable), shirt and tie or High collar and frill shirts. All Youth under 18yrs must wear jodhpurs and short boots (no top boots or gaiters) in Youth Classes and approved safety helmet with harness done up. Youth competing in Open events (including dressage) may wear any approved riding boots permissible in the class or event. Youth competitors must wear approved safety helmets in all saddle classes and while riding on the grounds before or after events.
- d) **Optional Appointments:** Waistcoat, gloves, cane (with or without flapper) whip, crop for Youth competitors, spurs,
- e) **Compulsory Appointments:** Approved safety helmets must be worn by all Youth riders under the age of 18 years. Use of approved safety helmets is compulsory in any saddle class.

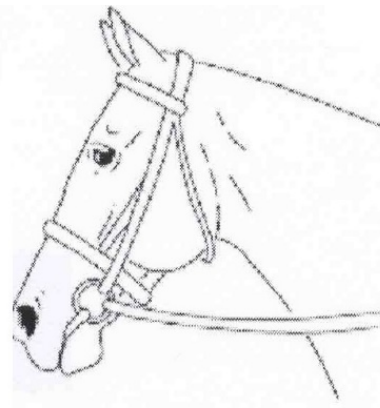
## 20.7 Tack Appointments:

- a) **Bridles:** Regulation snaffle bridles with Dropped/Hanoverian or cavesson nose bands, Pelham and full bridles (bit and bradoon) with cavesson nose bands and curb chains. Curb chain covers and lip straps PREFERRED AND RECOMMENDED however are optional. Snaffle bridles are not to be used by rider in top hat and/or tails.
- b) **Saddles:** Straight or forward cut show, dressage or general purpose saddles.
- c) **Prohibited Appointments:** Martingales of any type. Draw reins. Tie-downs. Twisted wire snaffle bits. Spanish snaffles. For saddle classes: any form of bitless bridle or rope halter

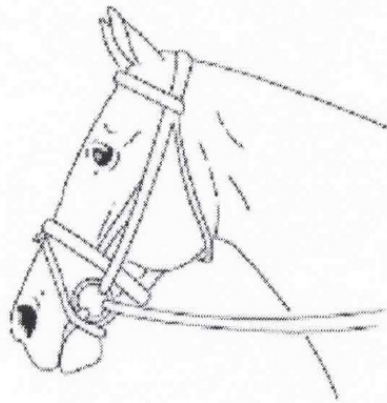
### PERMITTED NOSEBANDS



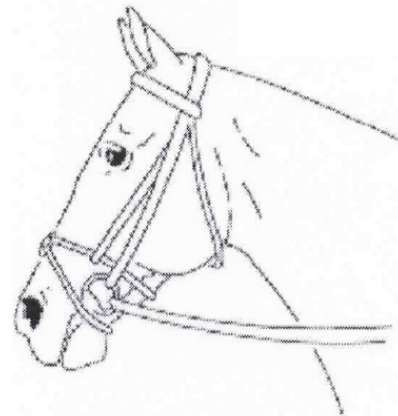
1: Dropped noseband



2: Cavesson noseband

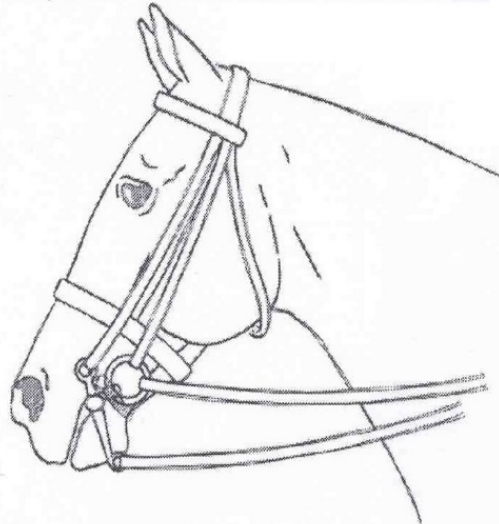


3: Flash noseband (Hanoverian)




4: Crossed noseband (Grackle or Mexican)

1, 3 and 4 are not permitted when a double bridle is used.

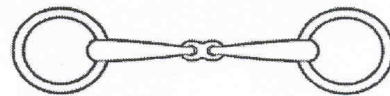


Double bridle with cavesson noseband, bridoon bit and curb with curb chain

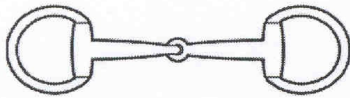
**Please Note:** this list is not exhaustive of all possible permitted bits. If you are unsure of the legality of your bit, please contact the 'The Guild' who will clarify or refer to the EA acceptable bits.




1. Loose-ring snaffle



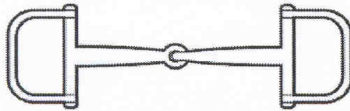
2a



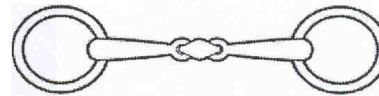
3. Egg-butt snaffle



2b

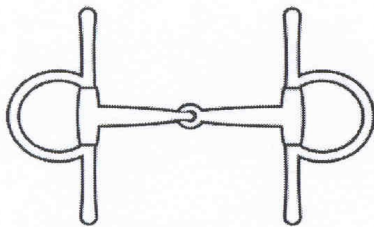


4. Racing snaffle D-ring

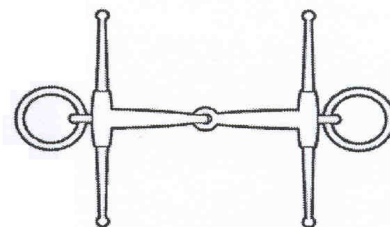


2c

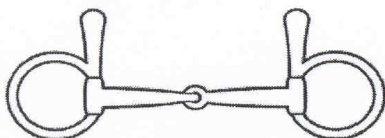
2. a,b,c. Snaffle with jointed mouthpiece where middle piece should be rounded



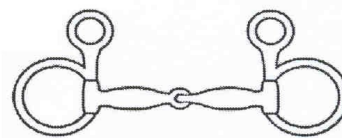
5. Egg-butt snaffle with cheeks (fulmer)




6. Loose ring snaffle with cheeks`



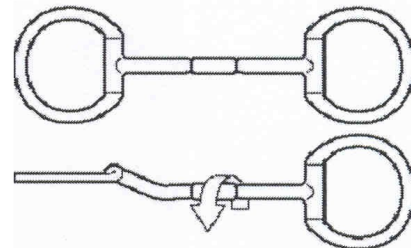
7. Snaffle with upper cheeks only



8. Hanging cheek snaffle



9. Straight bar snaffle. *Permitted also with mullen mouth and with eggbutt rings*



10. Snaffle with rotating mouthpiece



**PROHIBITED:**


In All English & Western Classes, ANY form of twisted wire snaffle.

**Permitted Bradoon Bits:**




**Various Double Bridle Bits**

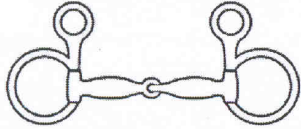
**Bridoons**



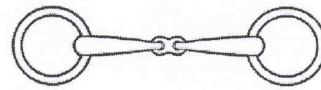
1. Loose-ring bridoon bit



3. Egg-butt bridoon bit



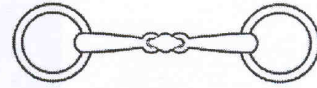
4. Bridoon bit with hanging cheeks



2a



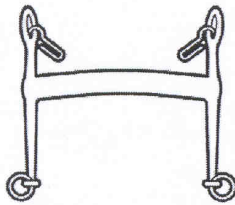
2b



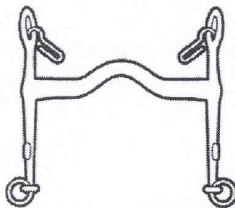
2c

2. a,b,c. Bridoon bit with jointed mouthpiece where the middle piece should be rounded

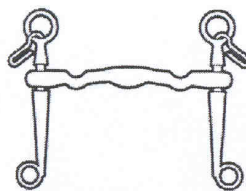
**Curbs**



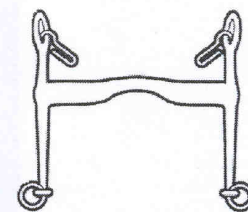
5. Half-moon curb bit



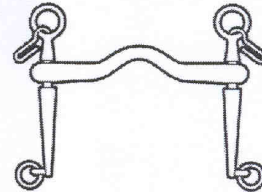
6.+7. Curb bit with straight cheeks and port



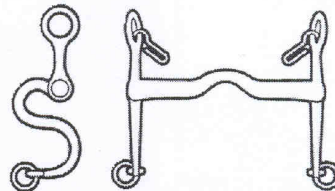
9. Variation of bits No 6, 7 & 8



6.+7. Curb bit with straight cheeks and port



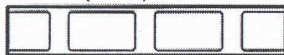
8. Curb bit with port and sliding mouthpiece (Weymouth) A curb bit with rotating lever arm is also allowed



10. Curb bit with S-curved cheeks



11. Curb chain (metal, leather or combination)



13. Leather cover for curb chain



12. Lip strap



14. Rubber cover for curb chain

## 21. DRESSAGE

**Dressage Events** shall be conducted in accordance with E.A. Rules with the exception of some rules at the Australian National Arabian Championships and regarding advertising material. This includes E.A. rules for warm-up. No horse may compete below its official graded level. **Horses may compete at two successive levels only.**

## 22. SADDLE CLASSES – PLEASURE, BRIDLE PATH, SHOW HUNTER, RIDER CLASS, SIDE SADDLE, WORKING HUNTER

**22.1 ENGLISH PLEASURE HACK:** Horses are required to work on the circle at the walk, trot and canter in both directions with a light contact but no restraint. Reins should be held in one hand. Horses will be marked up for kind easy paces, obviously a pleasant comfortable ride.

- a) Horses will be penalised for showing bad temper by switching the tail or having the ears laid back or objecting to other horses in the class.
- b) A calm, obedient horse is required. The Judge may ask for individual work from the horses which have been selected for his/her finalists if he/she wishes, or he/she may select his/her horses from the circle.
- c) The walk to be calm and regular, trot to be steady with correct rhythm (rising), the canter steady and on the correct lead.
- d) To be judged: Conformation 50% and Performance 50%.
- e) Dress: Breeches or Jodhpurs, long or short boots, shirt and tie or High collar and frill shirts, hacking jacket, Approved Safety Helmet.
- f) Equipment: Jointed snaffle bit, only permissible noseband is a correctly fitted cavesson situated half way between eye and muzzle capable of having two normal size fingers inserted between it and the horse. English saddle. No martingales of any kind. No whips to be carried, no spurs to be worn.

**22.2 BRIDLE PATH HACK:** The outline of the horse in a Bridle Path Hack class is not as collected as that of the Show Hack. Paces should be balanced with cadence and the horse should move forward with ease and smoothness, displaying impulsion. The horse should be obedient, have bright expression and respond willingly to light contact. Transitions to be smooth and forward. The head position should be slightly in front of, or on, the vertical.

- a) **Guidelines for Judging:** Horses to be shown at the walk, trot and canter both ways of the ring. The Judge may ask exhibitors to lengthen the strides at any gait
  - i) The Judge must require the horses to back.
  - ii) Riders shall not be required to dismount.
  - iii) Horses should be asked to reverse at a walk and trot. The turn is to be made towards the centre.
  - iv) Lengthening of the trot or canter should always be performed on a straight line with no increase of speed.
  - v) Competitors taking excessive time to pick up gaits will be heavily penalised.
  - vi) No individual workouts / placegetters are selected from the circle.
  - vii) After working on the circle, horses will be asked to line up; the Judge will move down the line to request a rein back from each horse. In the rein back, riders are not required to look over their shoulder. Horses should be inspected for condition and conformation.

**To be Judged:** 80% Performance and Manners 20% on Condition and Conformation

- b) Personal Appointments -  
English riding coat  
Breeches, or Jodhpurs, short or long riding boots (**with the exception of Youth Bridle Path Hack where short boots must be worn**).  
Bowler or approved safety helmets.  
Shirt with tie, stock, High collar and frill shirts permitted for ladies.  
Gloves are optional but preferred.  
All colours shall be acceptable, but preference is for traditional conservative colours.  
**(Optional)**

English type spurs, rowelled or dummy.  
Stock pins or tie pins.  
Hacking canes with or without flapper.  
Riding Crops.

**(Prohibited)**

Top hat / Top Hat and tails  
Dressage whips.  
Brooches or western jewellery

c) Tack Appointments

**Bridles:** Regulation snaffle bridles with Dropped/Hanoverian or cavesson nose-bands. Rugby Pelhams and Spanish Snaffles with cavesson nose-bands. Pelham and full Weymouth bridles (bit and bradoon) with cavesson nose-bands and curb chains. Curb chain covers and lip straps are optional. Excessive tightness of nosebands to be penalised at Judge's discretion.

**Saddle:** Straight or forward cut show, dressage or general purpose saddles.

d) Optional:

- (i) Quarter markings.
- (ii) Braiding of mane or tail.

e) Prohibited

- (i) Martingales of any type.
- (ii) Draw Reins. Tie-downs.
- (iii) Boots or Bandages
- (iv) Artificial Appliance Wired ears, Set Tails, Extreme Hoof length. The use of Chains, Rollers or Rattlers

## 22.3 SHOW HUNTER:

a) Guidelines for Judging:

Horses competing in the Show Hunter classes are not required to jump.

Judging is primarily done on the animal's suitability, conformation and straightness and freedom of movement. The Show Hunter should be forward going and should exhibit a certain amount of presence, animation, and impulsion at all paces.

Judges should be looking for suitability as a Show Hunter and the priorities should be:  
Hunter Suitability then Conformation, Movement, Manners, Temperament and Education.

b) Hunter Suitability:

The Show Hunter should exhibit more bone and substance than the modern show Pony, Galloway and Hack but without coarseness. It should still maintain quality without fineness. Generally the Show Hunter should be a substantial build without being overweight and capable of carrying its rider with ease and safety, having controlled energy and strong easy paces. Colour is immaterial.

c) Conformation:

Show Hunters should possess quality, correct saddle horse conformation and exhibit natural balance. Any deviation in conformation that may cause unsoundness should be penalised.

d) Movement:

Show Hunters should go forward with straightness of action and freedom of movement, covering the ground in all paces with rhythm, balance and impulsion. They should possess a well-balanced gallop moving from the shoulder with hind quarters engaged. In trot, a stilted action is unacceptable. A Show Hunter's movement should be ground covering whilst being straight, careful and slightly plainer than the more extravagant movement of a Show Hack, whilst appearing smooth, effortless, elevated and clean. Extreme, flashy movement is not acceptable in the Show Hunter, nor is short, choppy movement with high knee action.

e) Manners and Temperament:

Manners are extremely important and small misdemeanors, which may be overlooked in the show Pony,

Galloway or Hack, should be penalised in a Show Hunter. The Show Hunter should display boldness but at the same time possess a steady disposition, be obedient and forward going without pulling or going too fast.

- f) **The Workout:**  
The workout should be like that of the open saddle class and should include a gallop but only at the judge's discretion and only if the conditions allow for it to be performed safely. Horses should be worked both ways on the ring at walk, trot and canter. An individual workout should then be set. In the individual workout the horses should be worked on both reins and are expected to be able to perform the walk, trot, canter, lengthened canter, hand gallop and the halt. Lengthened trot is not a requirement of this class; however a strong working trot is desirable.
- g) **Presentation:**  
Manes are to be plaited. Tails to be pulled or plaited. False tails permitted.  
A straight cut show or dressage saddle or a general purpose saddle which should be clean, neat and well fitting but more "workmanlike" than for ridden show classes.  
Snaffle or Double bridle with a matching browband and noseband.  
No ribbon, coloured or fancy brow bands.  
EA approved bits; choice is optional but should of course fit properly.
- h) **Personal Appointments:**  
The dress code for the Show Hunter classes is generally far more conservative and understated than the open ridden show classes.  
**Jackets:** English riding coat preferably Tweed - jackets of blue, green or brown mixture. The colour should be chosen to complement the horse or pony.  
**Hats:** Approved Safety Helmet. Top hats are not acceptable attire.  
**Shirt & Tie:** A shirt with a tie, -stock or High collar and frill shirts are acceptable with plain undertones and little bling.  
**Jodhpur or Breeches:** Fawn or beige. If jodhpurs are worn they should be held down with jodhpur clips.  
**Boots:** Black or Brown. Adults may wear long boots or gaiters. Short boots are worn by Youth riders under 18 years in Youth Hunter classes. Spurs: Dummy spurs are permitted.  
**Buttonholes:** Wedding style flowers or coloured lapel rosettes are not acceptable.  
**Gloves:** Should be plain (not white string or brightly coloured) and should match the boots.  
**Whips or Canes:** A Whip or cane (with or without a flapper) maximum length must not exceed 75cm (30 inches). Working Hunter canes with a lash are not permitted unless the lash is removed. Dressage whips are NOT permitted.  
**Spurs** – spurs are optional. Dummy spurs only may be used.

## 22.4 RIDER CLASS

It is important to remember that the Rider classes in the Show Ring are designed to show a correct, classical and elegant picture from the Rider. The mount should maintain a suitable frame for hack classes and, ideally produce a workout with flair and confidence in a stylish manner. The workout should be simple but sufficient enough to assess the riders' ability and confidence. Some disobedience from the mount does not mean the rider is not to be considered. How the rider sits and handles the problem is to be taken into account. The difficult mount is naturally more difficult to ride. Mounting and dismounting is not called for. Hand gallop should not be asked but the rider should lengthen the canter to the extent where they feel they can maintain control with safety in mind. Judges should not ask the rider to ride without stirrups, remembering that the safety issue and duty of care is paramount.

- a) Guidelines for Judging:  
 When judging Rider classes, the Judge must assess the rider's ability to show the horse's true forward paces which should be performed with correct tempo, evenness and fluency of movement. Transitions should be carried out with the horse remaining in the correct frame. The horse should be willing and obedient showing no resistance to the rider's aids and contact. Class is to be judged on the rider's ability and the correct use of the aids. The rider's body should be relaxed but upright, knees slightly bent and the feet placed correctly on the stirrups. The upper part of the rider's body above the waist remains still, upright and acts in a steady balance to ensure the correct use of the rider's weight, legs and hands. When sitting relaxed, the rider is tall with a straight vertical line from the head through the shoulder, elbow, hip and heel. The arms remain relaxed at the sides with elbows bent and the lower arms forming a straight line to the horse's mouth. The rider's head should look forward; shoulders should be parallel to the horse's shoulders, elbows relaxed against the rider's sides. Hips should be slightly tilted forward under the rider. The rider's back should be supple. The rider's legs relatively still with heels down and feet parallel to the sides of the horse. Ankles relaxed to allow lowering of the heels. Hands low and close together without touching either each other or the horse, with thumbs as the highest point, maintaining a sympathetic contact with the horse's mouth. The rider should appear elegant and easily become a part of the horse in movement without inhibiting the horse's natural paces. All the movements should be obtained without apparent effort from the rider who should remain well balanced and without bounce at all times, particularly in sitting trot.
- b) Workouts:  
 Horses should be worked on the ring in walk, trot and canter. Sitting trot and lengthened paces may be asked. Judges are encouraged to call for individual workouts. Movements that may be asked for in workouts are walk, trot, and canter either on straight lines or on circles or curves. Trot and canter on both reins. Halt and stand. Rein back. Walk on long or loose rein. Lengthened trot and canter. Canter transitions through walk or trot or flying change. Note: Judges should favour a well performed simple change over a badly performed flying change e.g. throwing over, disuniting
- c) Dress: Suitable English Saddle Class appointments.  
 Youth Riders under 18yrs must wear jodhpurs and short boots (no top boots or gaiters) even if mounted on a Hack or Galloway. Approved Safety Helmet.
- d) Tack for Horses: As for English Saddle Classes
- e) Eligibility of Horses: Arabians, Arabians Derivative Breed or Arabian Performance Index horses may be used as mounts in these classes

## 22.5 SIDESADDLE

Horses must be ridden by a female and are judged as for lady's hack.

Before classes are to be judged, a gear check should be made by the Judge if necessary. Check for: Safety stirrup, surcingle (balance girth) and that the girth is safe and fitted correctly.

**All saddles must have a safety stirrup.**

- a) GUIDELINES FOR JUDGING:  
 On entering the ring, the rider should circle the Judge on the right rein firstly at a walk, then at the trot and then the canter. The Judge may request a change of rein on the circle before calling the horses in. An individual workout should then be set. Horses ridden side-saddle should be capable of performing movements that would be asked for in an astride Hacking Class. Plan the workout so that the first strike off to canter is on the right rein. Observing the rider from behind, she should be straight and square in the saddle, not leaning to either side. The left leg should be in the normal riding position and the right leg tucked back, not up the horse's neck. It is not usual to rise to the trot when showing side-saddle. However, riders may be asked for this in a riding class. The horse should be judged on its manners, paces, education and beauty as a lady's hack. Rearing or napping should be heavily penalised.

Note.1. The rider should not be asked to dismount unless there are stewards acquainted with side-

saddle to assist or a mounting block and a capable steward.

Note. 2 Jumping would not be asked for in show ring classes. In riding or 'All Purpose Mount' Classes, if jumping is to be asked for, it must be stated in the programme.

b) **TACK FOR HORSES:**

**Saddle:** Modern design side saddle and shaped saddle cloth may be used. If old style saddle is used, it should have a safety stirrup.

**Bridle:** Simple double - with plain leather brow band (this is because the class came from the "hunting field" where workmanlike elegance is looked for).

**Girth:** Two buckle folded leather girth with balance strap. Some saddles have a balance strap attached to the girth. Some modern saddles have girth buckles on the outside of the flap for convenience.

c) **ELIGIBILITY OF HORSES:**

Arabians, Arabians Derivative Breed or Arabian Performance Index horses may be used as mounts in these classes providing the class is open to all of these exhibits

d) **PERSONAL APPOINTMENTS:**

**Habit:** Should be made of heavy material. Right foot should be covered at all times. Left foot covered to half way down the boot. Bottom hem parallel to the ground.

**Jacket:** Shorter than for astride. Two vents, cutaway front with two buttons. All buttons on vest and jacket should be done up.

**General:** Leather covered or plain long Cane (no dressage whips). No jewellery. Minimal makeup. Hair tidy. Adult ladies should wear long hair in a bun.

**Formal Dress:**

Black or dark navy habit

Silk top hat (correct height - not dressage) and veil - black milliners net on elastic. Approved Safety Helmets permitted.

White or cream shirt without collar

Silk stock with gold pin placed straight across.

Dark breeches to match habit are preferable - cream or bone are permitted if they don't show.

Vest - quiet check or plain colour.

Leather top boots, one boot garter and one spur.

Long leather covered cane (not dressage whip).

Gloves - cream, brown or string backed. In wet conditions string palmed.

A blue cornflower in the coat lapel, unless a commemorative class (possibly sponsored and in the memory of someone/thing deceased) when a small white flower, without foliage, is worn.

**Informal Dress:**

Black, navy blue, dark grey or tweed habit.

Bowler with veil. Safety helmets permitted.

Shirt with collar and tie

Otherwise exactly as for formal

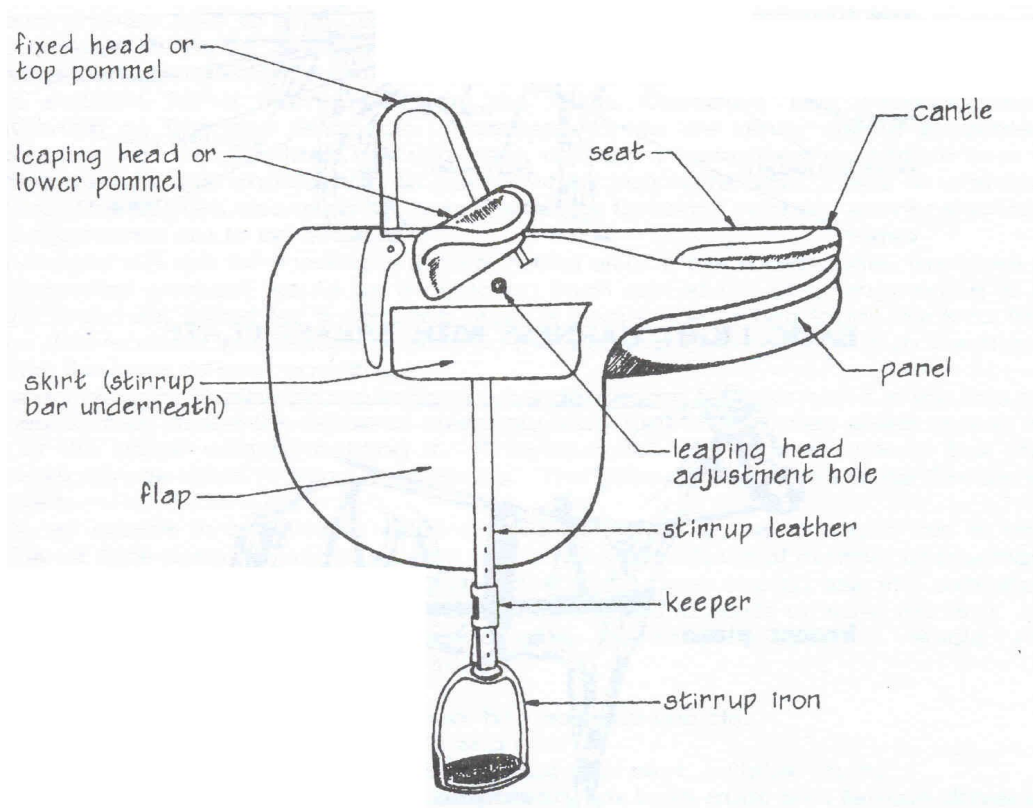
e) **PERSONAL APPOINTMENTS FOR YOUTH:** Riders 5 to 18 years. -SEE RULE 16

f) **.Period Costume:**

(To be discouraged unless the class so specifies although it is appearing at Agricultural shows and is a great crowd pleaser).

Elegant costume representative of fashion prevalent at the time the competitor's saddle was manufactured (1800's), for safety it is best made as a two part, jacket/skirt combination with skirt able to break-away should a fallen rider have habit caught up on the pommels - fabric used to represent fibres, dyes and fasteners used in the time represented by the costume. No synthetics, plastic, etc. Whale bone whip or cane to be carried. Minimum jewellery (riding was a sporting activity) with no wrist watch. Hair restrained and elegant. No flowing locks. In Turnout class the metal hardware, bits/buckles, must be of a metal available at that period. No stainless steel. Footwear safe and sturdy. Boots with a heel and hat, representative of the period, secured strongly.

## Parts of the side-saddle



## 22.6 WORKING HUNTER

The working hunter is a horse that in addition to the qualities of a show hunter has the ability to jump natural fences. Horses are scored on Conformation, Flatwork and Jumping. In the jumping phase horses must judge a minimum of four(4) fences. This may be two (2) fences jumped twice.

The Jumping phase will be completed first; any exhibit eliminated or disqualified will be eliminated from the competition.

Tack – as for Show Hunter

Attire – As for Show hunter

English roweled or dummy Spurs, hunting whips and crops permitted. No dressage whip

- a) No change of saddlery is allowed between phases or during phases.
- b) Boots, bandages and protective pads on exhibits' legs or feet are permissible in the jumping phase only.
- c) Both phases to be judged individually and consecutively by each judge
- d) Any exhibit disqualified from Phase 1 does not proceed to Phase 2.

### Jump Heights :

- e) Novice, maximum height 45cm (not eligible for Champion)
- f) Under 12hh, maximum height 45cm
- g) 12hh & under 13hh, maximum height 55cm
- h) 13hh & under 14hh, maximum height 65cm
- i) 14hh & under 15hh, maximum height 75cm
- j) over 15hh, maximum height 85cm

**Scoring Phase 1** - Jumping to be judged on style & manners


- k) Jumping .....50 points
- l) Style & Manners .....10 points
- m) Penalties Phase 1
- n) Knockdown .....10 points
- o) First Refusal .....15 points

- p) Second Refusal .....20 points
- q) Third Refusal ..... Disqualification
- r) Fall of horse or rider either phase.....Disqualification

**Phase 2 Flat** - To be judged on conformation, manners & freedom of action

- s) Conformation & freedom of action .....30 points
- t) Manners .....10 points
- u) Total .....100 points
- v) In the event of a tie, the total from Phase 1 will take precedence, followed by the Style & Manners score, then conformation score. If there is still a tie, the Judges' decision is final.
- w) No penalty is incurred if the lower pole on the same vertical plane is lowered.
- x) If an exhibit turns its quarters to a fence or has a complete turn around, both constitute a refusal.
- y) If an exhibit jumps the wrong fence it will be eliminated.
- z) Exhibits displaying continued disobedience or exhibits leaving the ring whether the rider is mounted or dismounted will be eliminated.

**23. HARNESS CLASSES**



**23.1 ARABIAN HORSE IN HARNESS:**

Arabians and Arabian Derivatives should be pleasant to drive, well-mannered and energetic without the use of any aids intending to make them imitate the Hackney. Only the performance and general appearance of the horse to be considered, so long as the harness and vehicle is safe and functional. All harness horses must wear blinkers/winkers.



Martingales are not permitted. All drivers must be 18 years of age or over.

- a) **Guidelines for Judging:** Type, conformation, quality, soundness, manners and movement to be judged. The vehicle and harness are not judged. The horse should work out in a way which will show its ability to work as a Harness Horse. It should be forward going at the walk and trot on both reins, keeping a light but definite contact with its driver's hands and showing balanced, ground covering and rhythmic strides. It should be supple, athletic, capable of flexing in the direction of travel and able to show shortened and lengthened strides. At the halt, it should stand calmly "on the bit" and rein back if required.
- b) **Safety note:** A rein back can be a hazardous procedure in a 4 wheeled vehicle and should not be asked when you have both 2 and 4 wheeled vehicles competing in the same class. This applies also to shafting as 4 wheeled turntable vehicles are not shafted; hence tight turns are to be avoided.  
Judges should ask any exhibitor that may be a threat to the safety of other competitors to stand aside or leave the ring. In accordance with ACDS rules, never ask or allow the driver to leave the vehicle.
- c) **Workout:**  
Ideally, all entries in a harness class should be asked to work out; if this is not possible or time does not allow, at least three more than the final number of placings should work.  
Judges should look for quality of performance in the forward movement with safety always considered. The paces suitable for a Harness Horse are Walk, Collected Trot, Working Trot, Lengthening of Trot and Rein-back. Harness Horses are never asked to canter.  
Most Judges will ask for a workout incorporating all of these movements, therefore a recommended workout would be a circle on each rein at the trot, lengthening in a straight line, halt, stand for 5 seconds, walk a serpentine of two loops back to the Judge. The workout will depend entirely on the area available and it is up to the Judge to utilise the area as best possible.
- d) **Header/Groom:**  
Exhibitors are to have a header/groom for their horse in the line-up. Headers may assist the horse to stand squarely and should then stand quietly in front of the horse without holding it. They may lead it from the line-up but not otherwise intrude upon judging procedures. The attire for headers will be the same as for drivers.
- e) **Personal Appointments:**
  - i. The outfit should complement the horse, harness and vehicle.
  - ii. Male - suit, slacks and jacket, shirt, tie and hat.
  - iii. Female - neat street attire and hat. Suit, jacket with skirt, suitable shoes.
  - iv. Gloves and apron or knee rug are compulsory for both male and female drivers. Whips must be carried by the driver unless the vehicle is stationary, when it may be placed in its holder.
  - v. All exhibits must wear winkers in show classes.
- f) **Prohibited Appointments:**
  - i. Running or Standing martingales, side reins, trotting type overchecks and running reins are not permitted in show classes.
  - ii. Bitless Bridles
  - iii. Boots and bandages
  - iv. Tails tied to vehicles or harness
- g) **Eligibility of Horses:**  
Arabians, Arabians Derivative Breed or Arabian Performance Index horses may be used as mounts in these classes providing the class is open to all of these exhibits

## 23.2 RIDE AND DRIVE:

- a) **Harness Section** to be Judged First (See 23.1)
  - i) Horse in Harness 2 or 4 wheel vehicle. Work should be seen on both reins with an opportunity for lengthening in the workout. Walk or rein back (backing) may be asked for at Judge's discretion.
  - ii) **Safety note:** A rein back can be a hazardous procedure in a 4 wheeled vehicle and should not be asked when you have both 2 and 4 wheeled vehicles competing in the same class. This applies also to shafting as 4 wheeled turntable vehicles are not shafted; hence tight turns are to be avoided.
  - iii) A groom is compulsory for safety reasons and a whip must be carried in driven classes. While the horse is harnessed to the vehicle a person (groom or driver) must be in charge at all times. The driver and the

rider need not be the same person for this event.

b) Ridden Section:

- i) Judged under the same rules as the novice hack class. The rider may act as the groom and assist with changes in the ring. Change over from harness to saddle should be carried out calmly and efficiently.
- ii) Judging - 50% as for Horse in Harness, 50% as for Novice Hack.
- iii) In the event of a tie the horse scoring highest in the harness section is the overall winner.
- iv) Ribbons should be presented on the horse's neck.

## 24. ARABIAN COSTUME

**24.1 "Arabian Costume"** means either one of the two following definitions:

**24.2 "Arabian Native Costume"** Traditional Bedouin garb or Royal Ceremonial dress, hence over revealing harem-style costumes would not be appropriate. Natural materials are preferable, such as wool, cotton and leather in black, white, brown, dark blue, red, yellow and dark green. Blue beads, shells, silver and other traditional items such as authentic embroidery and jewellery may be used.

**24.3 "Arabian Show Costume"**. Anything which makes an attractive picture reminiscent of the Arabian Nights legends or folklore of eastern countries is acceptable.

### 24.4 JUDGING:

a) Guidelines for Judging:

- i) Where practical, horses will enter the ring at a canter in single file.
- ii) At the request of the Ring Steward, the horses will halt and line up head to tail for costume inspection.
- iii) The horses are shown at walk and canter only. Canter may be lengthened if conditions are suitable, at the discretion of the Judge. Changes of pace may be called at walk and canter. Trot is not used in this class. No individual workout is required.
- iv) The horse should be ridden boldly, but with due consideration of the welfare and safety of the horse and other competitors. Speed which, in the opinion of the judge is excessive will be penalised.
- v) A rein back may be requested by the judge.
- vi) The cavalry charge is not permitted.
- vii) The Arabian horse in costume must be well behaved, athletic and capable of smooth transitions from walk to canter or vice versa and competent to perform movements such as halt from canter and canter from halt.

b) **To be judged:** 50% for Costume, 50% horse's manners and paces.

c) **RULES FOR COSTUME CLASSES:**

- i) For safety reasons, costumes which are all in one piece i.e. joining both horse and rider are not permitted.
- ii) All exhibits must be shown in costume classes with a free mane and tail. At the discretion of the Judge, plaited exhibits competing under saddle on the same day should not be penalised.
- iii) Horses' trappings shall not hang below the knees or hocks of the horse.
- iv) Accessories such as daggers, spears, banners, guns and similar are not permitted.
- v) An exhibitor will use the same Arabian Costume in heats and final throughout a particular class.
- vi) Riding boots with heels must be worn.
- vii) All youth riders competing in Costume Classes must wear an Approved Safety Helmet.
- viii) The saddle must be fitted with a girth and/or surcingle with a minimum of two buckles. A Bates rigging is also acceptable.
- ix) Single rein Bridles must be used in conjunction with a standard Western bit or regulation snaffle bit (Spanish snaffle or Pelham).
- x) Pelham bits are to have a rounder with single rein attached.
- xi) The use of martingales and/or drop nose bands is prohibited.
- xii) Whips and spurs are prohibited.

d) **Eligibility of Horses:** Arabians, Arabians Derivative Breed or Arabian Performance Index horses may be used as mounts in these classes providing the class is open to all of these exhibits

## 25. WESTERN CLASSES – PLEASURE, EQUITATION, REINING

### 25.1 OVERVIEW

- a) **Show Management** has the option of dividing or combining Western Pleasure classes at its discretion, provided it is so stated in the program. **NB Junior and Senior Western Pleasure relates to the HORSES age. See Class Age Divisions**
- b) **Guidelines for Judging:**  
A good western horse has a free-flowing stride of reasonable length in keeping with its conformation. It should cover a reasonable amount of ground with little effort. Ideally, it should have a balanced, flowing motion. It should carry its head and neck in a relaxed, natural position. It should not carry its head behind the vertical, giving the appearance of intimidation or be excessively nosed out, giving a resistant appearance. Its head should be level, with his nose slightly in front of the vertical, The horse should have a bright expression with his ears alert. It should be shown on a reasonably loose rein but with light contact and control. It should be responsive and smooth in transitions when called for. When asked to extend, it should move out with the same flowing motion. Maximum credit should be given to the flowing, balanced and willing horse which gives the appearance of being fit and a pleasure to ride.
- c) **GAITS** - The following description shall apply whenever a specific gait is called for:-
- i) **Walk**, a natural, flat footed, four beat gait. The horse must move straight and true. The walk must be alert, with a stride of reasonable length in keeping with the size of the horse.
  - ii) **Jog**, is a smooth, ground covering, two beat, diagonal gait. The horse works from one pair of diagonals to the other. The jog should be square, balanced and with a straight, forward movement of the feet. Horses walking behind and trotting in front are not considered to be performing the required gait. When asked to extend the jog, it moves out with the same smooth way of going as in the jog and has an obvious lengthening of stride with a slight increase in pace while exerting less effort and appears smooth to ride. Riders will NOT post (rise), but will either sit or stand in the stirrups.
  - iii) **Lope**, an easy, rhythmical, three beat gait. Horses travelling at a four beat gait are not considered to be performing a proper lope. The horse should lope with a natural stride, appear relaxed, smooth and should be ridden at a speed that is a natural way of going.
  - iv) **In all classes** on the circle the exhibits should be seen to flex into the circle from the head to the dock.
  - v) **The head** should be carried at an angle that is natural and suitable to the horse's conformation at all gaits. Artificially low or over bent head carriage should be **heavily** penalised.
- d) **Eligibility of Horses:** Arabians, Arabians Derivative Breed or Arabian Performance Index horses may be used as mounts in these classes providing the class is open to all of these exhibits
- e) **Fall:** The fall of horse or rider in any judged western event, shall result in disqualification

### 25.2 WESTERN PLEASURE

- a) **Guidelines for judging** - Horses will be shown both ways of the ring at a walk, jog trot and lope on a reasonably loose rein. Individual workouts not required. Horses may be asked to change gait from any gait or stop from any gait. They may be asked to reverse inwards at the halt, walk or jog, not at the lope. Horses may be asked to lengthen the stride at both the Walk and the Jog. Horses are to back easily and stand quietly. Entries are to be penalised for being on the wrong leads, for excessive speed, high head carriage and bad manners.  
**Walk** - true and flat footed.  
**Jog** - square, slow and easy. A ground covering gait.  
**Lope** - smooth, slow and easy on both leads, must be three beat.
- b) **Transitions:** All transitions should be smooth and easy. Penalties should be assessed for the following, in descending order.
- i) Bad manners on the rail or in the line-up, upsetting the class.
  - ii) Refusal to back.
  - iii) Being on the wrong lead.
  - iv) Four beating at the lope

- v) Head carriage artificially low, with nose out or over bent.
  - vi) Gaping, Horse's mouth open especially during transitions.
  - vii) Sourness, excessive tail wringing, ears laid back, etc.
  - viii) Tight rein for all or part of the work.
  - ix) Uneven transitions, head bobbing, etc.
  - x) Inability to perform the ordinary jog.
  - xi) Excessive speed
  - xii) Breaking Gait
- c) **Interference:** Judges should watch for and severely penalise, any intentional interference to an exhibit by another competitor.
- d) **To be judged:** 70% on Performance and Manners. 30% on Conformation Quality and Presentation
- e) Class Age Divisions:
- i) Junior Horses 5 years old and under. To be shown one handed in a Bridle or two handed in a Snaffle Bit or Hackamore.
  - ii) Senior Horses 6 years old and over. To be shown one handed in an acceptable western bridle with shanked western bit.
- f) **Personal Appointments:** **Western hat (Safety Helmet permissible and recommended)**, long sleeved western shirt, western style boots, western pants or dress jeans (full length), tie or bandanna and brooch. Ladies are permitted to wear long sleeved slinkies, western vest or coat.
- g) **Optional appointments:** western rowel spurs, chaps
- h) Tack Appointments:
- i) Standard mounted Western saddle.
  - ii) Standard western bit,
  - iii) Standard braided or rawhide hackamore (jaquima).
  - iv) Horses five-years-old and younger may be shown in a snaffle bit, hackamore, curb bit, half-breed or spade bit.
  - v) Copper Stripe Mouth Snaffle Acceptable in Junior Western Pleasure
  - vi) Horses six-years-old and older may only be shown in a curb bit, half-breed or spade bit. English style curb bits are not permitted.
  - vii) Snaffle bit means a snaffle with a plain smooth single jointed mouthpiece of 3/8" minimum diameter where it rests on the bars of the mouth. Loose Rings, Eggbutts and Dees are permissible for Junior Horses. Sidebars are prohibited.
  - viii) Ring straps are permitted. Reins must be fastened above the ring strap.
  - ix) Curb straps and chains must be of a minimum width of 1/2" and must lie flat to the horse's jaw. These must meet with the approval of the Judge.
- i) Reins.
- i. Split or closed reins may be used.
  - ii. They may be held in either left or right hand, however once a class has commenced, the hand cannot be swapped. Hands should be 16" apart when using a snaffle bit (Junior Horses only).
  - iii. When snaffle bit or hackamore horses compete in an Open class, the reins must be held in two hands (Junior Horses only).
  - iv. Silver Equipment shall not count over good clean working tack.

### 25.3 WESTERN EQUITATION

- a) Class Procedure –
- i) Class to enter the ring and proceed in counter-clockwise direction. The class will be worked at a walk, jog, and lope, both directions of the ring on a reasonably loose rein without undue restraint. The class may be asked to extend normal gaits, mount and dismount, back up the horse, work individually, reverse, or other tests the Judge may deem necessary to judge the extent of the rider's horsemanship.
  - ii) Riders 13 years of age and under shall not be requested to mount and dismount when showing in equitation classes.
  - iii) The rider is judged in this class, on his ability to ride and control a horse properly. A rider will be judged on his basic position in the saddle, hand position, leg position, seat position and back

position. To explain this further, a rider should sit in a balanced relaxed manner, keeping the back straight, shoulders even, and an arch in the small of the back. A rider should keep his arms in close to his body.

- b) Reins
  - i) Split or closed reins may be used. If split reins are to be used "California" style they must be joined by a fixed keeper between rein hand and free hand, in such a way that the reins will not slide independently. "Texas" style split reins may be held in either hand with one finger is permitted between the reins. The spare end of the reins must fall on the same side as the rein hand.
  - ii) The rein hand (refer above) should be positioned directly above and in front of the saddle horn. The position of the rider's free hand is optional but should indicate a relaxed, not sloppy, balanced attitude of the body and should be kept free of the horse and equipment. The legs give aids or cues to the horse. The foot is turned out just slightly, and the weight should be carried on the ball of the foot. The heels should be kept well down and should be kept within 4 inches of the side of the horse. At a standing position an imaginary straight line drawn from the rider's shoulder or hip should drop at the back of the heel and a straight line from the knee should drop near the toe. The upper body should be slightly forward at the jog and the lope.
  - iii) A rider in this class must be able to display through his riding ability in the ring, his knowledge of how to handle a horse properly. The kick or spurring shall be done between the cinches.
  - iv) A rider is penalised if he loses a stirrup, uses two hands on the reins, (except when riding Snaffle bit/Hackamore) changes hands on the reins, touches any part of the saddle with his free hand. A fall is disqualification. While the horse is in motion the rider's hands shall be clear of the horse and saddle.
- c) **Tack and Appointments** – See Western Pleasure 25.2

## 25.4 WESTERN REINING

- a) Guidelines for Judging –

To rein a horse is not only to guide it, but to control its every movement. The best reined horse should be willingly guided or controlled with little or no apparent resistance. All deviations from the pattern must be considered a lack, of or temporary loss of control and will be penalised according to the severity of the deviation.

Horses shall be worked individually. Stallions, mares and geldings are eligible and horses must be sound of sight, wind and limb.

Reins to be held in both hands if using snaffle or bosal. For horses in full curb bridle only one hand should be used.

The traditional pattern sequence is one or more figure eights at a canter, a run at speed both ways of the arena and to the centre, each run terminating in a stop and turn - the centre run terminating in back-up and turns.

The horse is required to be in a lope or canter throughout the reining pattern, jogging or trotting to be penalised.

All riders must drop the bridle and bit immediately after the performance and the bridle and bit must be checked by the Judge. Flying changes are compulsory where directional changes are indicated in the pattern at the lope and must be attempted to obtain a score
- b) **Judging:** Emphasis in judging shall be given to the contestant exhibiting:
  - i) Smooth, controlled circles with easy and correct lead changes.
  - ii) Straight controlled run-downs with square, smooth stops, maintaining suppleness and the proper head position.
  - iii) Consistent and balanced turns.
  - iv) Straight back up.
  - v) Riders shall be disqualified for spurring and hitting in front of the cinch, or for failing to follow the Judge's instructions.
- c) **Tack and Appointments** – See Western Pleasure 25.2

## PATTERN 6B

Reproduced with the kind permission of the NSW RHA)

### REINING PATTERN

Beginning at the center of the arena facing the left wall or fence.

1. Complete two spins to the right. (10 Points)
2. Complete two spins to the Left. Hesitate. (10 Points)
3. Beginning on the left lead, complete three circles to the left: the first two circles large and fast: the third circle small and slow. Flying change at the center of the arena. (10 Points)
4. Complete three circles to the right: the first two circles large and fast: the third circle small and slow. Flying change at the center of the arena. (10 Points)
5. On the left lead begin a large fast circle to the left but do not close this circle. Run up the right side of the arena past the center marker and do a right rollback at least twenty feet (6 meters) from the wall or fence - no hesitation. (10 Points)
6. Continue back around previous circle but do not close this circle. Run up the left side of the arena past the center marker and do a left rollback at least twenty feet (6 meters) for the wall or fence - no hesitation. (10 Points)
7. Continue back around previous circle but do not close this circle. Run up the right side of the arena past center marker and do a sliding stop at least twenty feet (6 meters) from the wall or fence. Back up at least ten feet (3 meters). Hesitate to demonstrate the completion of the pattern. (10 Points)

Rider must dismount and drop bridle to the designated judge.

**Appointments:** As for Western Pleasure.

**Optional:** Standard skid and shin boots.

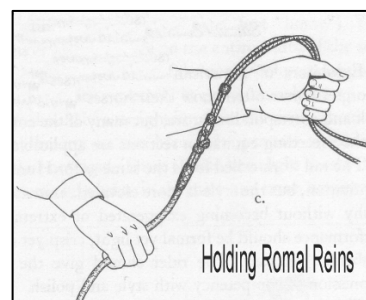
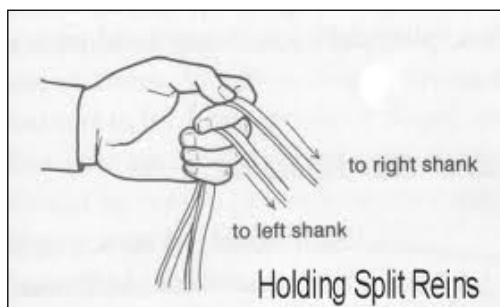
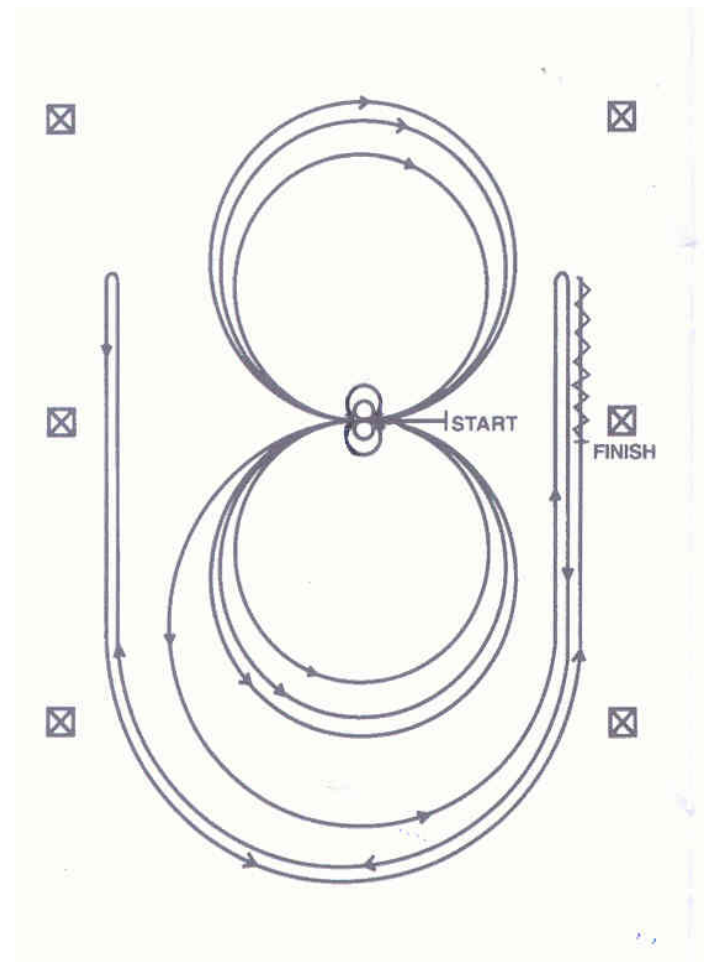


Diagram shows holding split reins in the left hand – Reins falling to the left side (near side) –  
To hold split reins in the Right hand, reverse the diagram

## Holding Reins for Snaffle bit or Hackamore (Junior Horses)

ACCEPTABLE



NOT ACCEPTABLE



PROHIBITED: In All English & Western Classes, ANY form of twisted wire snaffle.



**Examples of Acceptable Western Bits**  
**NB. A curb chain MUST be worn**



## 26. AUSTRALIAN CLASSES – PLEASURE, WORKING STOCK HORSE

### 26.1 AUSTRALIAN PLEASURE

- a) **Guidelines for Judging** - To demonstrate the all round horse, which is a pleasant, educated mount, showing ability. Desirable paces: a flat, ground covering walk, free moving rising trot, and balanced, controlled, straight canter on correct leads. Riders may be asked to lengthen at all paces. Horses are to have a light contact on the bit at all times and in all paces. The class is to be judged both ways on the circle and ridden two handed.
- b) **Judging:** To be judged:  
80% on Performance and Manners  
20% on Condition and Conformation
- c) **Personal Appointments:**  
**Stockman's hat.**  
Jodhpurs, Station pants, Stockman cut trousers, or neat, clean, full length jeans.  
Black or tan short boots.  
Long sleeved buttoned down shirt and tie. Green "Stockhorse" jacket accepted.
- d) **Tack Appointments**  
Australian stock saddle with square saddle cloth.  
**Official AHSA Saddle cloth preferred**  
Plain, single reined snaffle bit bridle.
- e) **Optional Tack Appointments**  
Rowel or Dummy Spurs
- f) **Eligibility of Horses:** Arabians, Arabians Derivative Breed or Arabian Performance Index horses may be used as mounts in these classes providing the class is open to all of these exhibits

### 26.2 WORKING STOCK HORSE:

- a) **Guidelines for Judging** - As it is no longer practical to work cattle in the ring the aim of this class is to select a horse on its potential to work stock, and a rider who can display the horsemanship necessary to perform the workout pattern. A horse should display the ability to manoeuvre well enough to work and handle cattle. The horse should be light on its feet, well balanced and responsive, with no resistance to the bit, no anticipation or disobedience. All fast work asked for must be executed fast (subject to ground condition).
  - i) Conformation not to count in this class.
  - ii) Failure to follow pattern as prescribed will score 0
  - iii) Must be ridden two handed.
  - iv) It is mandatory to carry a stock-whip throughout the class.
- b) **Personal & Tack Appointments** – As for Australian Pleasure 26.1 – However Stock whip must be carried
- c) **Judging:** To be judged 80% Pattern Work and 20% Ability of Rider and Appointments.
- d) **Pattern**
  - i) Enter the ring at a walk to the Judge, trot a few paces away from the Judge and canter a figure eight slowly to the right with flying changes of lead. (10 points).
  - ii) Canter a larger figure of eight, faster with flying changes of lead and canter around to the right (10 points).
  - iii) Fast straight canter with haunch turn to the left (10 points).
  - iv) Fast straight canter with haunch turn to the right (10 points).
  - v) Fast straight canter, stop and back up 4 paces (10 points).
  - vi) 90 degree pivot to the left, to face the Judge (10 points)
  - vii) Dismount and lead horse forward a few paces. (At Judge's Discretion; Ground tie horse - Rider must walk about 10 paces away and return. Reins must be split for ground tie) Ground Tie must only be asked for in a fenced, enclosed area with no other class taking place at the same time. Mount. (10 points)
  - viii) Walk to Judge on light rein while cracking whip (10 points)
  - ix) Flying changes must be attempted to obtain a score.



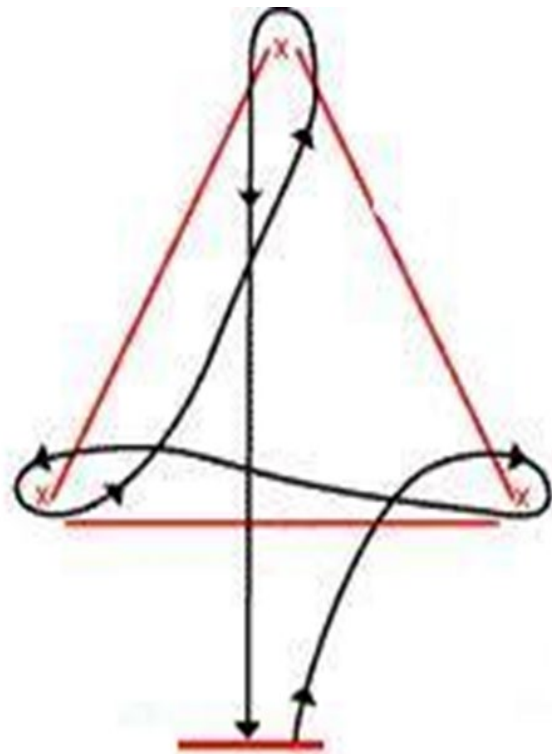
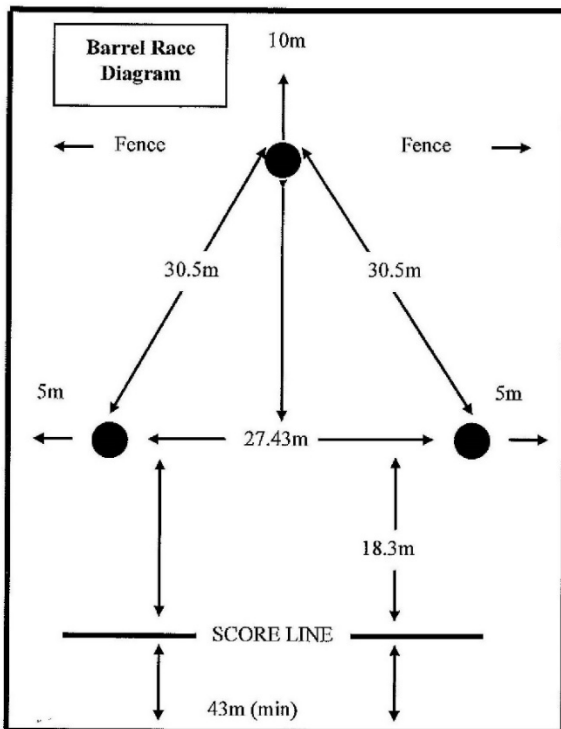


- b) **Time -** It is recommended that the Judging time for this event be two (2) minutes, with one (1) minute catching time. A suitable and safe catching area must be provided.
- c) **Rules:**
- i) Horses must be 2yrs and over
  - ii) The use of whips and shakers should be in moderation.
  - iii) No more than 3 handlers be present in the arena at one time.
  - iv) A safe and suitably sized Arena with particular attention being given to the fencing shall be used.
  - v) The work area is to be marked into 3 zones or for arenas smaller than 20m x 40m- 2 zones – one at each end max ¼ of arena (Middle area 2/4) or in the case of a smaller arena a zone at one end of the arena.
  - vi) One handler only per area at all times during the 2 min performance.
  - vii) Handlers must 16yr & over or 18yr & over if showing a stallion or colt.
  - viii) Audience participation is encouraged in the way of clapping and cheering however the use of other aids such as shakers, bins etc is not encouraged. This should be clearly conveyed to the audience prior and if necessary during the event by the announcer and if necessary the Ring Master.
  - ix) The performance can be halted at any time as the well being of the horse is of paramount importance and horses should not show any sign of stress
  - x) Event organisers MUST have a competent Ring Master that will be responsible for the running of the class.
  - xi) If the horse becomes stressed and continually runs to the gate it is the responsibility of the Ring Master to having the music stopped and horse caught. In this case there will be a NO SCORE.
  - xii) The announcer/music controller to work closely with the Ring Master so music can be stopped at any time as instructed by the Ring Master.

## 28. NOVELTIES

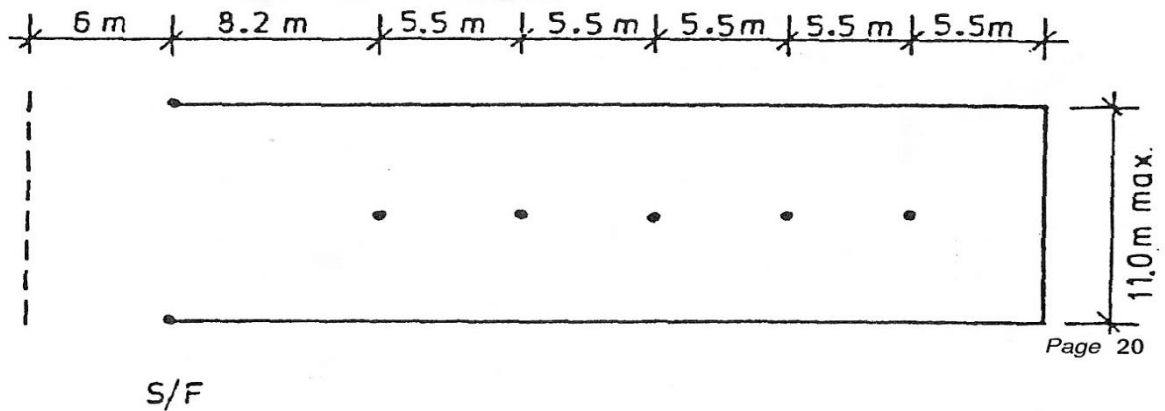
### 28.1 BARREL RACE:

- a) **Rules:**
- i) Exhibits must be 4 years or over.
  - ii) Riders may go to either right or left barrel first, but must make one left hand turn and two right turns or one right turn and two left turns.
  - iii) The starting and finishing line and the position of the barrels must be marked permanently for the entire fixture.
  - iv) A five second penalty will be added for each barrel knocked over.
  - v) A flying start is allowed.
  - vi) Riders are in the hands of the Judge once they say they are ready but Judge will not start the riders until they advise they are ready.
  - vii) Stop watches used must be in at least 10ths of a second
  - viii) Judges or timers cannot compete in any event they are judging or timing.  
Horses are to be timed on the nose crossing the starting and finishing line. In any Championship event there are to be at least two official timers - an official timer and a check timer and they are to remain the same throughout the Championships except in the case of injury or sickness.
  - ix) Each horse may have only one start in the heats and the same exhibitor must exhibit the same horse in the eliminations and the finals.
  - x) Touching a barrel with the hand to prevent it from falling is permitted as long as the top rim of the drum has not hit the ground. Barrel must be sat on correct marker before next contestant.
  - xi) Finalists shall comprise those competitors with the fastest times on completion of the heats. Two reserve horses will be named. In determining places, if any horses register equal times, the horses concerned will be re-run to determine their placings.
- b) **Disqualification from the Event:**
- i) Not following the prescribed barrel racing patterns.
  - ii) Any horse which in the opinion of the Judge is deemed to be unfit for the event to be disqualified at the discretion of the Judge.
  - iii) Excessive hitting of the horse with spurs, whips or any object whatsoever.
  - iv) Hitting the horse forward of the cinch with any object (other than the hands).



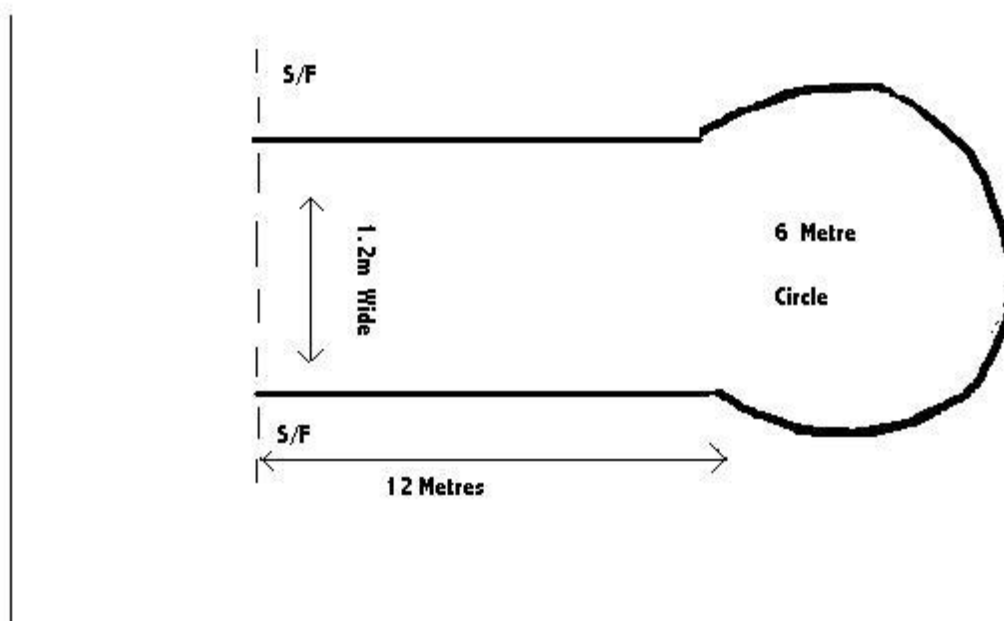
## 28.2 BENDING RACE

- a) The course will consist of five (5) pegs spaced 5.5 m apart.
- b) The start and finish line will be 8.2 m from the first peg.
- c) The spacing between lines of pegs is to be 11 m.
- d) The boundary line at the end of the row of pegs will be 5.5 m from the last peg.
- e) There is no limit to the number of lines of pegs to be used.
- f) The position of each peg, and the lane boundaries will be marked.
- g) Competitors must start on the left hand side of the first peg, and bend alternatively right then left through the pegs. The turn at the farthest peg is to the right.
- h) Elimination is incurred for the following:
  - i) Missing a peg and not correcting course
  - ii) Knocked down or broken peg
  - iii) Hoof over or on the line marking the lanes, boundary, start and finish lines.
  - iv) Knock down of a start/finish peg.
  - v) Fall of horse or rider



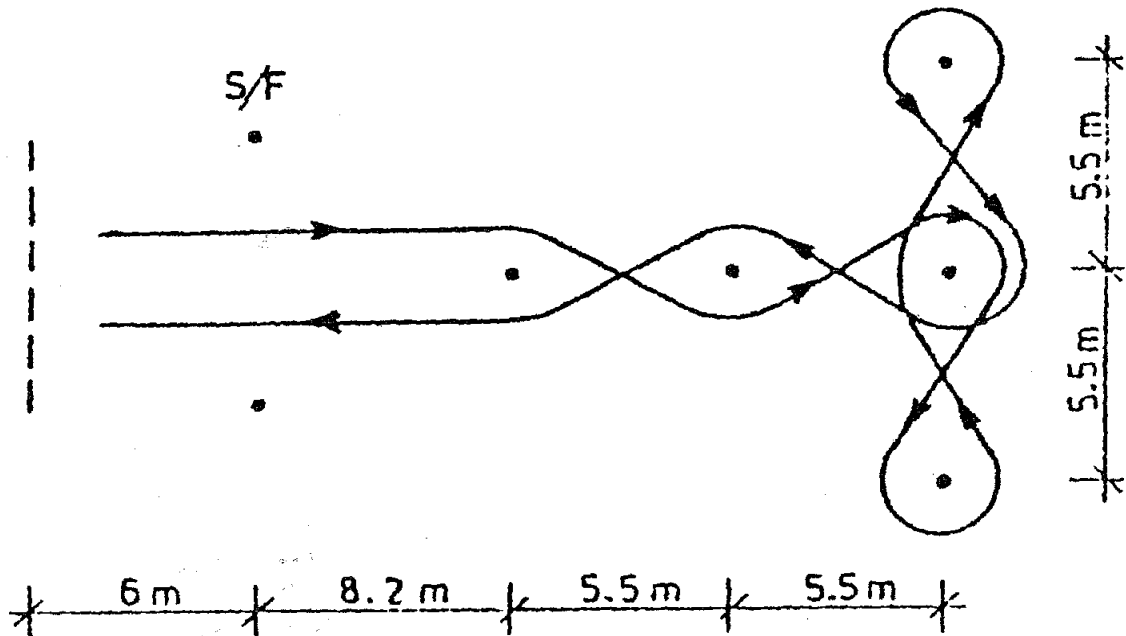
### 28.3 KEYHOLE RACE

- The rider rides down the lane turning inside the circle and returning down the lane. Time starts and stops upon entering and leaving the lane
- Rider will be eliminated if horse steps on or over a line with one or more feet.
- Rider will be eliminated if start/finish peg is Knocked down
- Rider will be eliminated if the horse or rider fall



## 28.4 RUNNING T

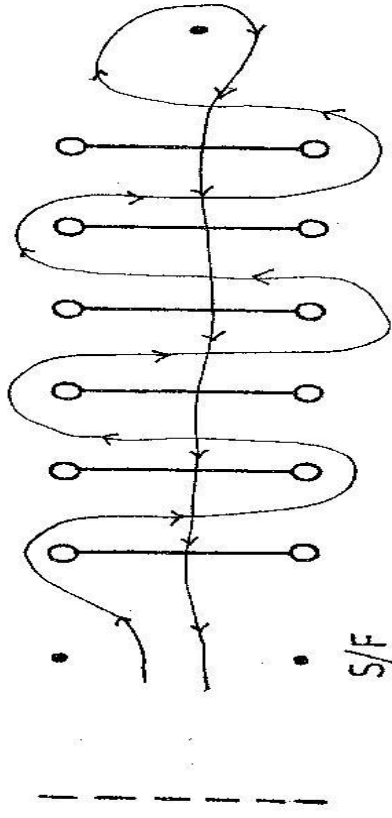

- a) Elimination:
- Error of course not rectified
  - Knocked down or broken peg
  - Knock down of a start/finish peg
  - Fall of horse or rider



## 28.5 SNAKES AND LADDERS

- a) Equipment required:
- Six jump rails of minimum 75mm thickness. Cavaletti not to be used.
  - Twelve 20 litre drums or jumping blocks
  - One peg for turning
  - Start and Finish pegs
- b) Setting the Course:
- The position of each 20 litre drum/jumping block and peg to be marked.
  - All hurdles to be set at the same height and height of each hurdle not to exceed 30cm.
  - Start and Finish pegs 4.5m from first hurdle
  - Six hurdles to be placed in a straight line, and set at 3.3m apart.
  - One peg placed 5.4m beyond the last hurdle, placed in the middle of the line of travel.
  - 5.4m beyond the last hurdle place the turning peg in the middle of the line of travel
- c) Competition:
- Competitor may have a flying start from the 6 metre line.
  - Bend through the rails, with first rail being a right hand
  - A right hand turn around the top peg.
  - Straight home over the hurdles.
- d) Eliminations:
- Knocks down a hurdle
  - Turns tail or runs out on a hurdle 3 times during the course.
  - By passes a hurdle and does not retake it or spreads any two or more hurdles.
  - Knocks down or breaks pegs.
  - Error of course not rectified
  - Touching of a peg with the hand
  - NB. Showjumping rules do not apply in this event.
  - Fall of horse or rider

EQUAL SPACES



## 29. GEAR CHECKLIST

CLASS	BRIDLE	SADDLE	WHIPS	SPURS	PLAITED	GLOVES
<b>Snaffle Bit Maturity</b>	Snaffle	English	Optional	Optional	Optional	Optional
<b>Novice/ Maiden</b>	Snaffle	English	Optional	Optional	Optional	Optional
<b>Intermediate</b>	Optional	English	Optional	Optional	Optional	Optional
<b>Open</b>	Optional	English	Optional	Optional	Optional	Optional
<b>English Pleasure (reins in one hand)</b>	Snaffle (cavesson nose band permissible)	English	Prohibited	Optional	Optional	Optional
<b>Formal Open Hack</b>	Full Double Bridle Weymouth	English	Hacking Cane	Optional	Essential	Essential
<b>Show Hunter</b>	Snaffle, Pelham or Full Double	Show or General Purpose	Whip or Cane Not Dressage	Dummy Permitted	Manes plaited, tails pulled or plaited	Optional but Plain
<b>Bridle Path Hack</b>	Snaffle, Pelham or Full Double	English	Optional Cane No Dressage Whips	Optional	Optional	Optional but preferred
<b>Leading Rein</b>	Snaffle	English	Prohibited	Prohibited	Essential	Optional but preferred
<b>Western Classes</b>	Western – refer bit rules	Western	Prohibited	Optional Western rowel spurs	No plaiting	Optional
<b>Reining</b>	Western – refer bit rules	Western	Prohibited	Optional Western rowel spurs	Free mane and tail	Optional
<b>Working Stock Horse Australian Pleasure</b>	Snaffle (no nose band)	Australian Stock	Stock whip only	Optional	Optional	Optional
<b>Costume</b>	Single Rein	English or Authentic	Prohibited	Prohibited	Free mane and tail if possible	Optional
<b>Hunter Hack</b>	Snaffle, Pelham or Full Double	English	Optional	Optional	Optional	Optional
<b>Side Saddle (to be ridden by lady)</b>	Full Double	Regulation side-saddle	Cane	Optional	Optional	Essential

Approved Safety Helmets are acceptable in ALL classes

## 30. SHOW GRADINGS

Applications for Show Gradings are no longer required.  
Show Gradings will be allocated by 'The Guild' from time to time.

- **AA & State Title shows will be appointed by 'The Guild'. AA and State Title shows that do not comply with all requirements, as detailed in this document, will be downgraded.**
- **New Shows/Events will be allocated B grading and this may be reviewed by 'The Guild' from time to time.**
- Shows must offer the minimum standard schedule of classes, as detailed in this document, in order to conduct a Show at A or AA level. Classes may be combined if numbers are insufficient after close of entries. Should numbers at the show be insufficient to conduct the majority of events over a two (2) year period the grading may be reviewed the following year. Irrespective of the above, one State Title (AA) Show will be allocated to each state in each year by 'The Guild'.
- **Applications for a Specialist Guest Judge approval must be sent to [secretary@ahsa.asn.au](mailto:secretary@ahsa.asn.au) at least 90 days prior to the show** together with the completed and signed Guest Judge resume and the fee of \$50.00

**30.1 Non-Affiliated Shows** will fall into 2 categories;

A – All State Royal Shows AND those approved by AHSA Ltd  
B – All other shows that hold Arabian Horse events.

AFFILIATE means an incorporated group of people so recognised by the Board.

**30.2 Affiliated Shows** recognised by the Arabian Horse Society of Australia are classified into the following categories and recorded for Roll of Merit as such;

AAA – Australian National Arabian Championships  
AA - State Arabian shows with minimum requirements as stated below  
A - State Arabian shows with minimum requirements as stated below  
B - All other shows that offer Arabian classes

### 30.3 JUDGES

**Purebred & Half Arabian Halter** : Must be judged by a AHSA Panel Judge of the appropriate level or an International (including NZ) Guest Judge on the appropriate level of the Judges Panel of an overseas country which is a member of WAHO or the ECAHO panel. Where an International Guest Judge is not on the appropriate level of the Judges Panel of an overseas country which is a member of WAHO or the ECAHO panel, a Guest Judge Application must be submitted.

**Other Derivative Halter** : Must be judged by a AHSA Panel Judge of the appropriate level.

**Saddle**: Where a judge who is NOT on the AHSA Ltd judges panel or EA, SHC or HSAA Judges panels at the appropriate level is proposed to be used, a Guest Judge Application must be submitted.

**Applications for a Specialist Guest Judge approval must be sent to [secretary@ahsa.asn.au](mailto:secretary@ahsa.asn.au) at least 90 days prior to the show** together with the completed and signed Guest Judge resume and the fee of \$50.00

**NOTE: A Specialist Guest Judge or International Guest Judge may judge no more than one show per state per calendar year.**

### 30.4 GRADING APPLICATIONS



Applications for Show Gradings are no longer required. Show Gradings will be allocated by 'The Guild' from time to time.

### **31. MINIMUM CONDITIONS FOR "AA" CLASSIFICATION**

- a) All horses must be registered with the Arabian Horse Society of Australia and all horse owners must be current financial members of the Arabian Horse Society of Australia. It is the responsibility of the Affiliate running the show to complete sufficient checks on entered exhibits to ensure registration and membership details are correct and up to date.
- b) Prior to 31<sup>st</sup> January or 1<sup>st</sup> August each year a draft copy of your "AA" schedule must be included showing the date of the show, the venue, and the classes proposed.
- c) A minimum number of 200 Arabian / Arabian Derivative horses should be entered (based on previous year's numbers) except that where no show in the State is able to fulfill this criteria 'The Guild' will determine one show in each calendar year to be allocated this grading

**NOTE:** Any show with live streaming MUST advise 'The Guild' and may be required to have a recognised DC in attendance..

#### **31.1 RECOGNISED JUDGES**

- a) Purebred Arabian and Half Arabian – In Hand  
The Judge must be on the current list of A.H.S.A. National or International Panel Judges, on the appropriate level of the Judges Panel of an overseas country which is a member of WAHO or the ECAHO panel or have Guest Judge Status as approved by the J.E.C. (Refer to 31.3 above)
- b) Other Arabian Derivative – In Hand  
The Judge must be on the current list of A.H.S.A. National or A.H.S. A. International Panel Judges or NZ Panel at a level approved by NZAHBS to judge in Australia or have Guest Judge Status as approved by the J.E.C. (Refer to 31.3 above)
- c) Arabian and Arabian Derivative Performance Classes.  
Preference is to be given to A.H.S.A. National Panel Judges to judge these classes where possible. Any other Judge to be utilised MUST BE ACCREDITIED AT THE APPROPRIATE LEVEL by Equestrian Australia, the Show Horse Council of Australia or HSAA for the particular performance class(s) they have been requested to Judge. Any Judge not from these panels Refer 3 above.

#### **31.2 SHOW SCHEDULE – IN HAND CLASSES**

- a) Purebred Arabian

Show committees are encouraged to implement the 3 judge numerical scoring system, as used at the Australian National Championships, for Purebred Halter

Classes are to be provided for Stallion, Colt, Mare, Filly , Junior Gelding and Senior Geldings with a Champion and Reserve for each section as a minimum.

Should numbers at the show be sufficient classes can be further divided after entries received at the discretion of the show committee

- b) Arabian Derivatives

All Derivative Registries and Arabian Performance Index must be provided with a Champion and Reserve for each section

Should numbers at the show be sufficient classes can be further divided after entries received at the discretion of the show committee

At an Arabian Affiliate show should an overall Supreme award be offered; Arabian Performance Index horses must not compete against registered Arabian Breed Horses. Affiliates are encouraged to offer Supreme awards for Arabian Performance Index horses.

**NB. API are eligible for Supreme and Open Derivative awards at State Royal shows and any other Non-Arabian affiliate show that offers Arabian Classes**

### 31.3 SHOW SCHEDULE – SADDLE CLASSES

- a) Purebred Arabians  
Purebred Stallions, Mares and Geldings to be judged separately and as hacks. Champion and Reserve must be provided for each gender.
- b) Arabian Derivatives  
Saddle classes must be offered for each of the Registries. If however, at the discretion of the Show Committee, entries are insufficient in some Registries, then for those so affected the sexes may be combined into one or more classes within that Registry or Registries and Judged.  
Champion and Reserve are to be offered for each of the Registries.
- c) At an Arabian Affiliate show should an overall Supreme award be offered; Arabian Performance Index horses must not compete against registered Arabian Breed Horses. Affiliates are encouraged to offer Supreme awards for Arabian Performance Index horses.

**NB. API are eligible for Supreme and Open Derivative awards at State Royal shows and any other Non-Arabian affiliate show that offers Arabian Classes**

- d) Arabian Performance Index (API)  
See 315

### 31.4 SHOW SCHEDULE – PERFORMANCE CLASSES

- a) Purebred Arabian / Arabian Derivatives  
Please note that the following classes must be provided so that horses are eligible for the Australian Championships: Horse in Harness, Bridle Path Hack, Working Stockhorse, Arabian Costume, Side Saddle, Western Pleasure. Dressage Classes may be provided.
- b) It is preferable for the Purebred Arabian, Arabian Derivatives and API to be judged separately. If however, at the discretion of the Show Committee, entries are insufficient the Purebred Arabians may be combined with the Derivatives and API for some or all of the classes.

### 31.5 SHOW SCHEDULE – ARABIAN PERFORMANCE INDEX (API)

- a) Horses recorded in the Arabian Performance Index with the Society must be catered for.
- b) Classes split on height must be offered, Led and Under Saddle
- c) Minimum classes **to be offered** are
  - Pony ne 14hh
  - Galloway 14hh & under 15hh
  - Hack over 15hhChampion & Reserve must be offered.

## 32. MINIMUM CONDITIONS FOR “A” CLASSIFICATION

**EVENTS PREVIOUSLY APPROVED AS ‘A’ WILL MAINTAIN THIS GRADING WITHOUT THE NEED FOR RE-APPLICATION PROVIDING THEY MAINTAIN A MINIMUM STANDARD PROGRAM AS DETAILED BELOW AND FOLLOW THE GUIDELINES RE JUDGE APPROVAL. FAILURE TO COMPLY WILL RESULT IN AUTOMATIC DOWNGRADING TO ‘B’ WITHOUT THE RIGHT OF APPEAL**

All horses must be registered with the Arabian Horse Society of Australia and all horse owners must be current financial members of the Arabian Horse Society of Australia. It is the responsibility of the Affiliate running the show to complete sufficient checks on entered exhibits to ensure registration and membership details are correct and up to date.

### 32.1 RECOGNISED JUDGES

- a) Purebred and Half Arabian – In Hand  
The Judge must be on the current list of A.H.S.A. National, International or Level 2 Panel Judges, on the appropriate level of the Judges Panel of an overseas country which is a member of WAHO or the ECAHO panel or have Guest Judge Status as approved by the J.E.C. (Refer to 31.3 above)
- b) Other Arabian Derivative – In Hand  
The Judge must be on the current list of The Judge must be on the current list of A.H.S.A. Level 2, A.H.S.A. National or A.H.S. A. International Panel Judges or NZ Panel at a level approved by NZAHBS to judge in Australia or have Guest Judge Status as approved by the J.E.C. (Refer to 31.3 above)
- c) Arabian and Arabian Derivative Performance Classes.  
Preference is to be given to A.H.S.A. National Panel Judges to judge these classes where possible. Any other Judge to be utilised **MUST BE ACCREDITED AT THE APPROPRIATE LEVEL** by Equestrian Australia, the Show Horse Council of Australia or HSAA for the particular performance class(s) they have been requested to Judge. Any Judge not from these panels Refer 31.3 above.

### 32.2 SHOW SCHEDULE – IN HAND CLASSES (YOUNGSTOCK & FOAL SHOWS EXCLUDED)

- a) Purebred Arabian  
  
Classes are to be provided for Stallion/Colt, Mare/Filly and Geldings with a Champion and Reserve for each gender as a minimum.  
  
Should numbers at the show be sufficient classes can be further divided after entries received at the discretion of the show committee
- b) Arabian Derivatives  
  
All Derivative Registries and Arabian Performance Index must be provided with a Champion and Reserve for each section  
  
Should numbers at the show be sufficient classes can be further divided after entries received at the discretion of the show committee  
  
At an Arabian Affiliate show should an overall Supreme award be offered; Arabian Performance Index horses must not compete against registered Arabian Breed Horses. Affiliates are encouraged to offer Supreme awards for Arabian Performance Index horses.

**NB. API are eligible for Supreme and Open Derivative awards at State Royal shows and any other Non-Arabian affiliate show that offers Arabian Classes**

### 32.3 SHOW SCHEDULE – SADDLE CLASSES

- a) Purebred Arabians  
Purebred Stallions, Mares and Geldings to be judged separately and as hacks. Champion and Reserve must be provided
- b) Arabian Derivatives  
Saddle classes must be offered for each of the Registries.  
Champion and Reserve are to be offered for each of the Registries. If however, at the discretion of the Show Committee, entries are insufficient Champion and Reserve may be offered collectively.
- c) At an Arabian Affiliate show should an overall Supreme award be offered; Arabian Performance Index horses must not compete against registered Arabian Breed Horses. Affiliates are encouraged to offer Supreme awards for Arabian Performance Index horses.

**NB. API are eligible for Supreme and Open Derivative awards at State Royal shows and any other Non-Arabian affiliate show that offers Arabian Classes**

- d) Arabian Performance Index (API) See 32.5

### 32.4 SHOW SCHEDULE – PERFORMANCE CLASSES

- a) Purebred Arabian / Arabian Derivatives/API

Please note that the following classes **must** be provided so that horses may qualify for the Australian Championships: Horse in Harness, Bridle Path Hack, Working Stockhorse, Arabian Costume, Side Saddle, Western Pleasure. Dressage Classes may be provided.

- b) It is preferable for the Purebred Arabian, Arabian Derivatives and API to be judged separately. If however, at the discretion of the Show Committee, entries are insufficient the Purebred Arabians may be combined with the Derivatives and API for some or all of the classes.

### 32.5 SHOW SCHEDULE – ARABIAN PERFORMANCE INDEX

- a) Horses recorded in the Arabian Performance Index with the Society must be catered for.
- b) Classes split on height must be offered, Led and Under Saddle
- c) If insufficient numbers Open classes may be offered and Purebred, Arabian Derivative and API horses are eligible
- d) Minimum classes **to be offered** are
  - Pony ne 14hh
  - Galloway 14hh & under 15hh
  - Hack over 15hh

Champion & Reserve must be offered.

### 32.6 SHOW SCHEDULE – IN HAND CLASSES - YOUNGSTOCK SHOWS

- a) Purebred Arabian

Classes are to be provided for Stallion/Colt, Mare/Filly and Geldings with a Champion and Reserve for each gender as a minimum.

Should numbers at the show be sufficient classes can be further divided after entries received at the discretion of the show committee

b) Arabian Derivatives

All Derivative Registries and Arabian Performance Index must be provided with a Champion and Reserve for each section

Should numbers at the show be sufficient classes can be further divided after entries received at the discretion of the show committee

### 32.7 SHOW SCHEDULE – IN HAND CLASSES - FOAL SHOWS

a) Purebred Arabian

**The MINIMUM number of ring classes to be offered in the schedule for Purebred Arabians required are;**

Led Colt Foal  
Led Filly Foal  
Led Gelding Foal  
Champion and Reserve

b) Arabian Derivatives

**The 8 individual Registries (Partbred, Arabian Pony, Arabian Riding Pony, Anglo Arabian, Arabian Stock Horse, Quarab, Arabian Warmblood, Half Arabian) MUST be judged separately.**

**The MINIMUM number of ring classes to be offered in the schedule for EACH Arabian Derivative Registry required are;**

Led Colt Foal  
Led Filly Foal  
Led Gelding Foal  
Champion and Reserve

**Foal Shows not providing this schedule will be allocated B Grading**

## 33. CONDITIONS FOR “B” CLASSIFICATION

**EVENTS PREVIOUSLY APPROVED AS ‘B’ WILL MAINTAIN THIS GRADING WITHOUT THE NEED FOR RE-APPLICATION PROVIDING THEY MAINTAIN A MINIMUM STANDARD PROGRAM AS DETAILED BELOW AND FOLLOW THE GUIDELINES RE JUDGE APPROVAL.**

- a) All horses must be registered with the Arabian Horse Society of Australia and all horse owners must be current members of the Arabian Horse Society of Australia.
- b) Exhibitors must provide copies of Registration certificates and Membership cards upon request of the Show Committee.

### 33.2 RECOGNISED JUDGES

a) Purebred Arabian / Arabian Derivatives – In Hand

The Judge must be on the current A.H.S.A. Panel of Judges, but preference should be given to Judges from Level 1 Probationary or Level 2. Refer 31.3 above

b) Purebred Arabian / Arabian Derivatives – Saddle and Performance

The Judge must be on the current A.H.S.A. Panel of Judges or NZ Panel at a level approved by NZAHBS to judge in Australia or have Guest Judge Status as approved by the J.E.C. (Refer to 3 above), but preference should be given to Judges from Level 1 Probationary or Level 2. (Refer 31.3 above)

### **33.3 SHOW SCHEDULE – IN HAND**

a) Purebred Arabian

Classes are to be provided for Stallion/Colt, Mare/Filly and Geldings with a Champion and Reserve may be collective.

Should numbers at the show be sufficient classes can be further divided after entries received at the discretion of the show committee

b) Arabian Derivatives

It is preferable that separate classes be provided for as many of the Derivative Registries and API as entries will permit. Registries may be combined and judged on age and/or height. Champion and Reserve should be provided.

Should numbers at the show be sufficient classes can be further divided after entries received at the discretion of the show committee

Should an overall Supreme award be offered; Arabian Performance Index horses may compete against registered Arabian Breed Horses unless a separate Supreme award is offered.


### **33.4 SHOW SCHEDULE – SADDLE CLASSES**

- a) It is preferable that separate saddle classes are offered for Purebred, Arabian Derivative and API
- b) if insufficient numbers classes may be combined by gender or height and Champion and Reserve may be collective.
- c) If separate Champion and Reserve awards are presented, Supreme may be offered between Purebred, Derivative and API

### **33.5 SHOW SCHEDULE – PERFORMANCE CLASSES**

Purebred Arabian / Arabian Derivatives/API

An Arabian Costume class and other Performance classes should be provided depending on entries.





[www.ahsa.asn.au](http://www.ahsa.asn.au)

02 4577 5366